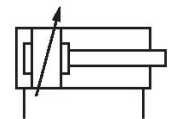


AVENTICS Series ITS Tie rod cylinders (ISO 15552)

The AVENTICS Series ITS (ISO 15552) cylinders are often chosen when extremely large loads need to be moved efficiently and under control with the familiar ease of operation. The Series ITS (ISO 15552) cylinders are easily configurable to your application needs.



Technical data

Industry	Industrial
Standards	ISO 15552
Piston Ø	160 mm
Stroke	160 mm
Ports	G 3/4
Functional principle	Double-acting
Cushioning	Pneumatic adjustable cushioning
Magnetic piston	Piston without magnet
Environmental requirements	Industry standard ATEX optional
Piston rod thread - type	External thread
Piston rod thread	M36x2
Piston rod	single
Cylinder special features	with trunnion mounting
Scraper	Standard Industry Scraper
Pressure for determining piston forces	6,3 bar
Retracting piston force	11875 N
Extracting piston force	12667 N
Min. ambient temperature	-20 °C
Max. ambient temperature	80 °C

Tie rod cylinder ISO 15552, Series ITS

R480627336

Series ITS

2025-08-05

Min. working pressure	2 bar
Max. working pressure	10 bar
Cushioning length	46 mm
Cushioning energy	160 J
Weight 0 mm stroke	15.67 kg
Weight +10 mm stroke	0.21 kg
Stroke max.	2700 mm
Medium	Compressed air
Min. medium temperature	-20 °C
Max. medium temperature	80 °C
Max. particle size	50 µm
Min. oil content of compressed air	0 mg/m ³
Max. oil content of compressed air	5 mg/m ³

Material

Piston rod	Stainless Steel
Scraper material	Acrylonitrile butadiene rubber
Material tie-rod	Stainless Steel
Seal material	Acrylonitrile butadiene rubber
Material, front cover	Die-cast aluminum
Cylinder tube	Aluminum
End cover	Die-cast aluminum
Nut for piston rod	Steel, chrome-plated
Trunnion mounting	Nodular graphite iron
Part No.	R480627336

Technical information

The trunnion mounting is positioned in the center at the factory and can be adjusted later.

ATEX-certified cylinders with identification II 2G Ex h IIC T4 Gb / II 2D Ex h IIIC T135°C Db_X can be generated in the Internet configurator.

The operating temperature range for ATEX-certified cylinders is -20°C ... 60°C.

The pressure dew point must be at least 15 °C less than ambient and medium temperature and may not exceed 3 °C.

The oil content of compressed air must remain constant during the life cycle.

Use only the approved oils from AVENTICS. Further information can be found in the "Technical information" document (available in <https://www.emerson.com/en-us/support>).

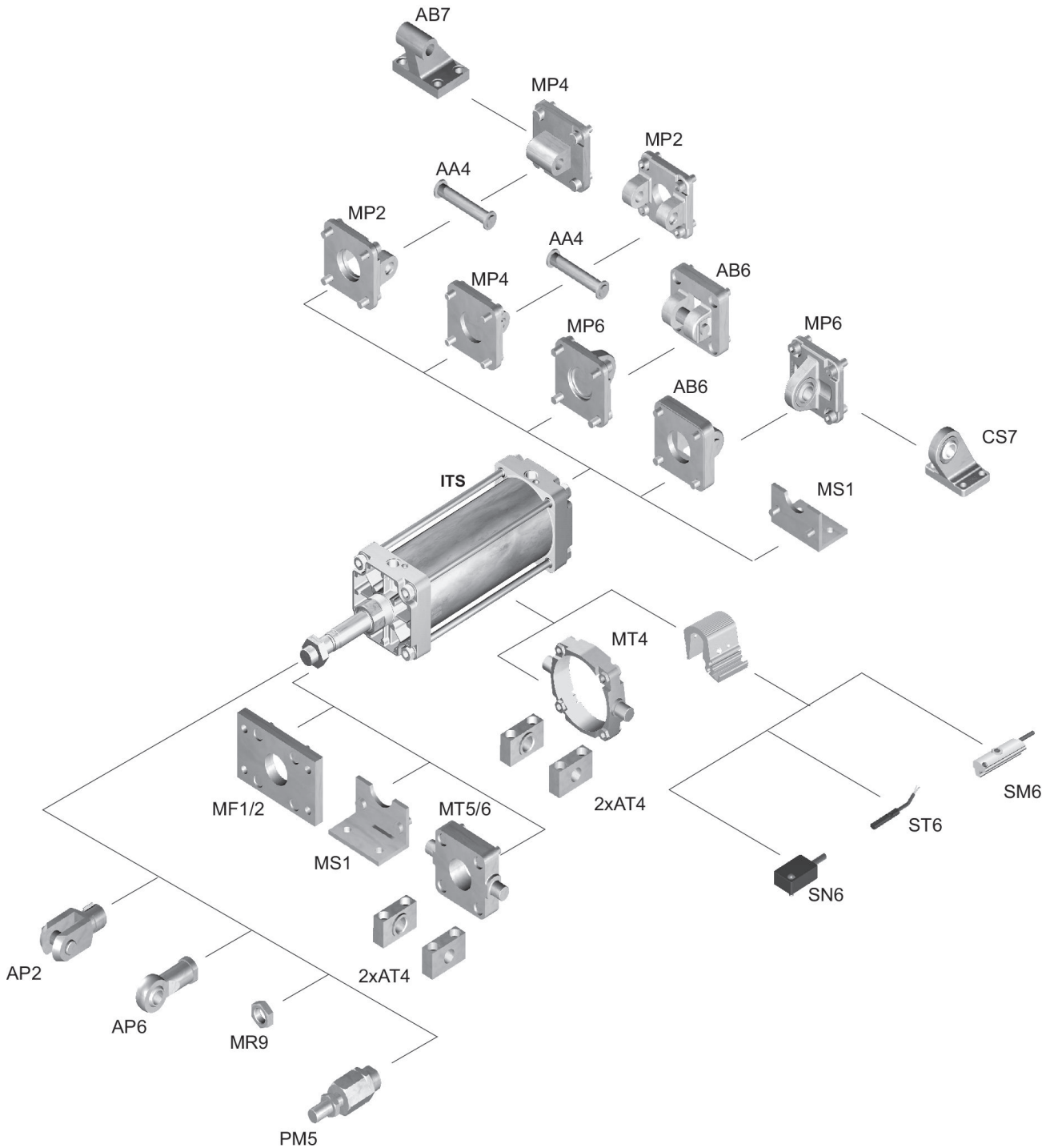
Tie rod cylinder ISO 15552, Series ITS

R480627336

Series ITS

2025-08-05

Overview drawing



NOTE: This overview drawing is only for orientation to indicate where the various accessory parts can be fastened to the cylinder. The illustration has been simplified for this purpose. It is thus not possible to derive the dimensions from this overview.

Tie rod cylinder ISO 15552, Series ITS

R480627336

Series ITS

2025-08-05

Dimensions



S = stroke

*) For cylinders with optional piston rod with internal thread

Piston Ø	A	B	ØB	BG	DA	E	EE	G	KK	KV
160	72	65	65	24	167	180	G 3/4	56	M36x2	55
200	72	75	75	24	210	220	G 3/4	54	M36x2	55
250	84	90	90	25	262	280	G 1	59.5	M42x2	65
320	96	110	110	28	336	350	G 1	61.5	M48x2	75

Tie rod cylinder ISO 15552, Series ITS

R480627336

Series ITS

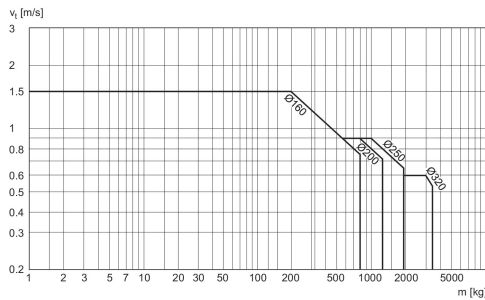
2025-08-05

Piston Ø	KW	L2	L8	L12	MM	P	PA	PM	R3	RT
160	18	53	180	16	40	24	45	35	2.5	M16
200	18	56	180	16	40	22.5	42	30	2.5	M16
250	21	67	200	20	50	29	46	32.8	3	M20
320	24	76	220	23.25	63	30	48	37	3.2	M24

Piston Ø	SW1	SW2	SW3	TD e9	TG	TK	TL h14	TW h14	UW	VD
160	36	27	60	32	140	50	32	200	190	6
200	36	27	60	32	175	50	32	250	240	6
250	46	41	80	40	220	60	40	320	310	31
320	55	50	95	50	270	70	50	400	400	34

Piston Ø	WH	XV min	XV max	ZJ
160	80	163	177	260
200	95	177	193	275
250	105	195	215	305.3
320	120	228	233	340.5

Cushioning diagram



v_t = Piston velocity [m/s] m = Cushionable mass [kg]