



## Technical data

Industry	Industrial
Type	Transition plate
For series	AV05-BP
Type	Internal assembly
Compressed air connection input	G 3/8
Compressed air connection output	G 1/4
Port exhaust	G 3/8
Compressed air connection 12	G 1/8
Compressed air connection 14	M5
Scope of delivery	Transition plate, sealing kit, mounting screws, sealing tape
Min. working pressure	-0.95 bar
Max. working pressure	10 bar
Min. ambient temperature	-10 °C
Max. ambient temperature	60 °C
Min. medium temperature	-10 °C
Max. medium temperature	60 °C
Medium	Compressed air

# Transition plate

R412026482

AV05

2024-08-07

---

Max. number of valve positions 8

## Material

Housing material	Aluminum
Surface housing	anodized
Part No.	R412026482

## Technical information

The protection class depends on the stability of the mounting wall.

Further information about assembling of fittings and tolerances of adaptable tubing can be found in the "Technical information" document (available in the Media Centre).

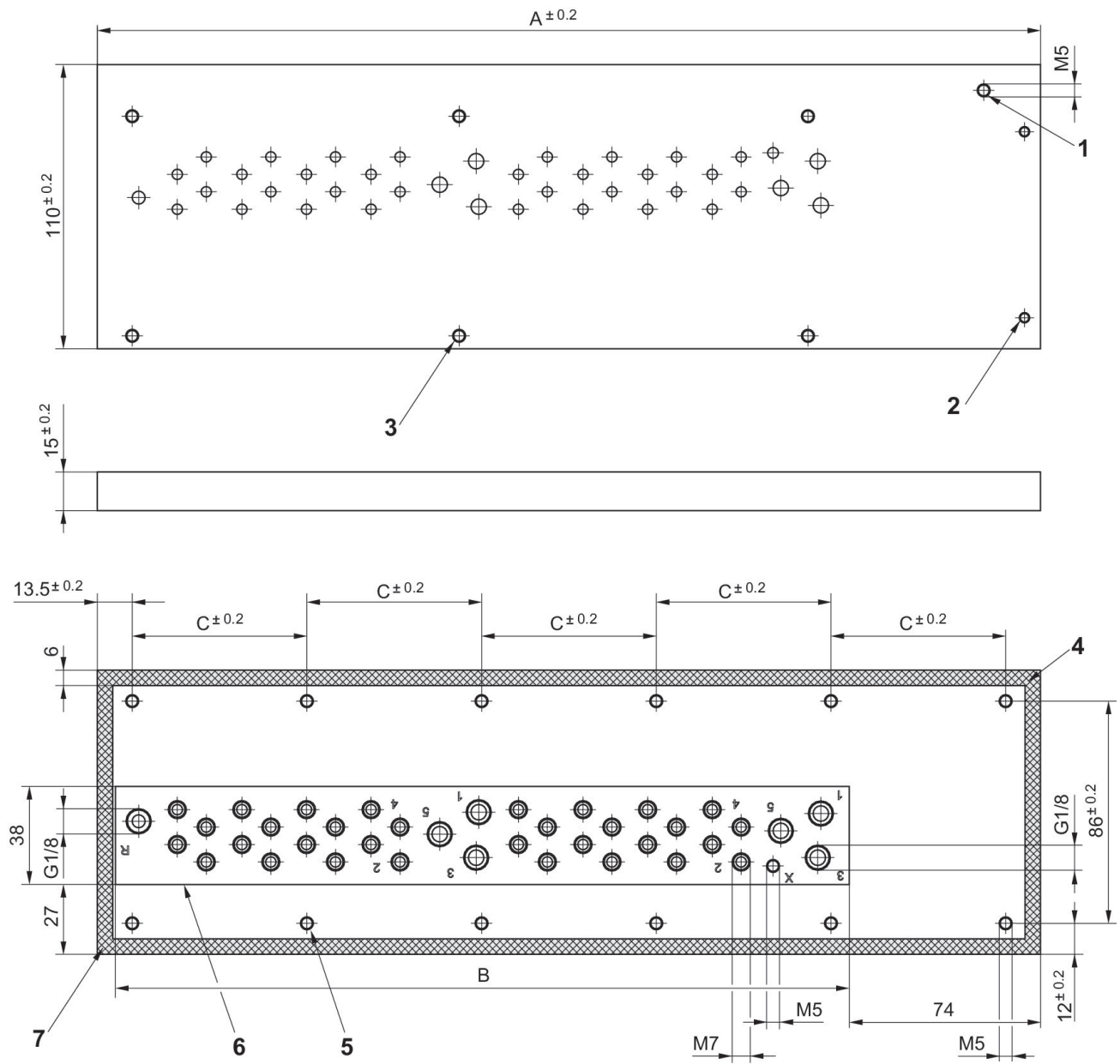
# Transition plate

AV05

R412026482

2024-08-07

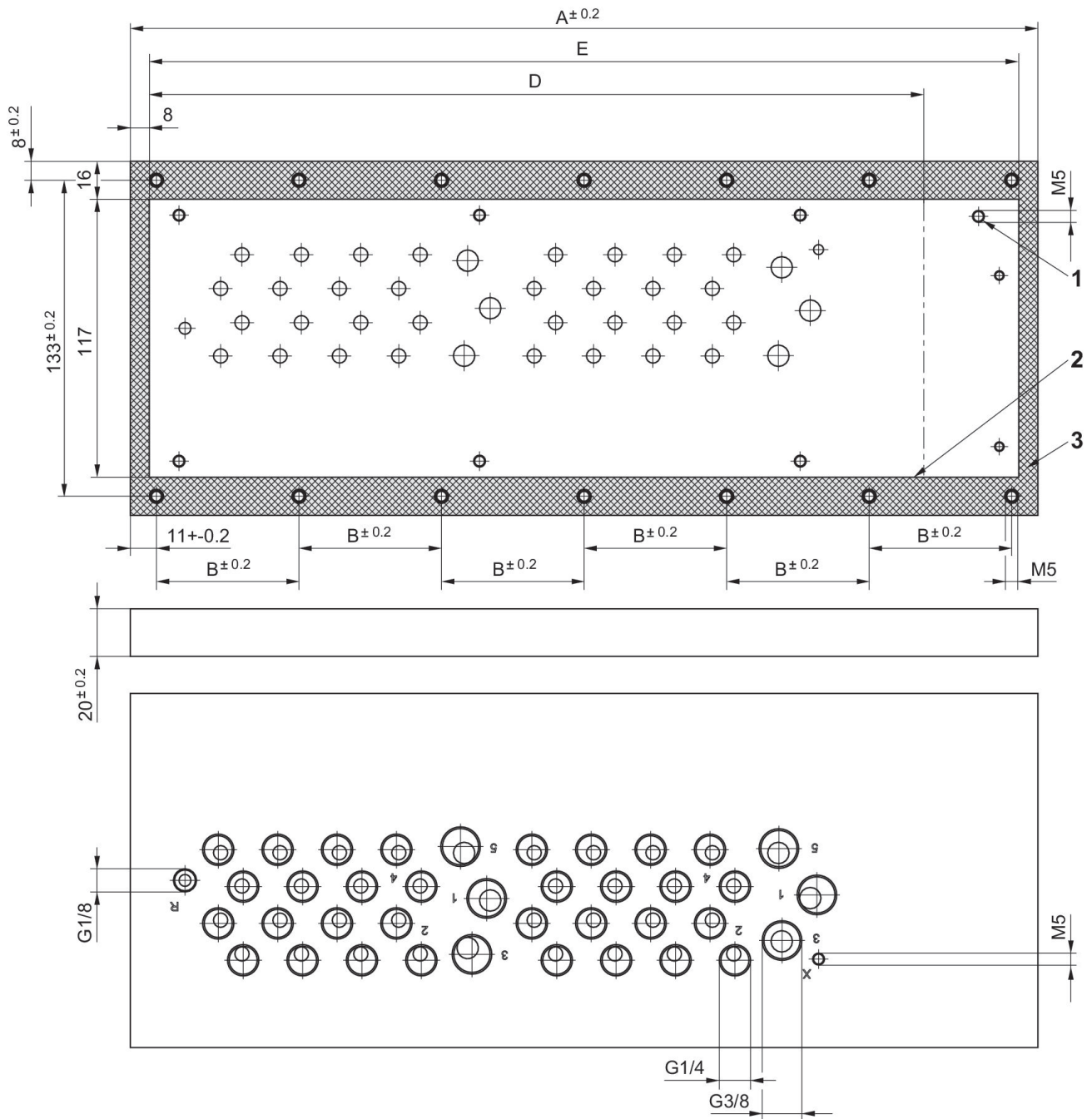
Fig. 1



- 1) Ground screw
- 2) Torque for valve system assembly: M4: [[2.5] Nm]
- 3) Torque for valve system assembly: M5: [[5] Nm]
- 4) sealing surface
- 5) Torque for control cabinet assembly: M5: [[5] Nm]
- 6) Control cabinet cut-out
- 7) Assembly note for sealing strip: see Fig. 3

Part No.	A	B	C
R412026481	183	109	52
R412026482	233	159	51.5
R412026483	315	241	57.6

Fig. 2



- 1) Thread for ground screw
- 2) Control cabinet cut-out
- 3) sealing surface

Part No.	A	B	D - Control cabinet cut-out Multipole	E - Control cabinet cut-out Fieldbus
R412026485	200	59.33	144	184
R412026486	250	57	194	234

# Transition plate

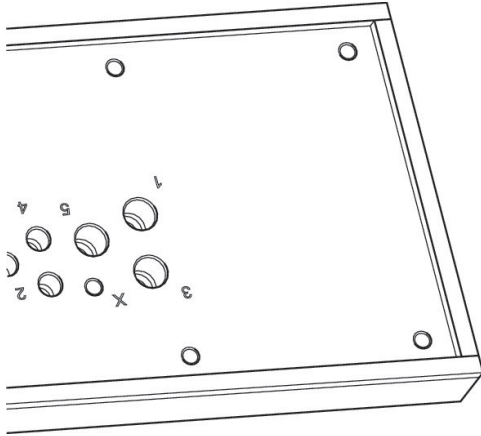
R412026482

AV05

2024-08-07

Part No.	A	B	D - Control cabinet cut-out Multipole	E - Control cabinet cut-out Fieldbus
R412026487	332	62	276	316

## Maximum outer dimensions for push-in fitting



Glue sealing strip at the joint

Connection type	Connection thread	Max. external diameter
2, 4	G 1/4	19
1, 3 and 5 (on bottom)	G 3/8	24,75
X (top, bottom)	M5	10,9