

## Technical data

Industry	Industrial
Type	Transition plate
For series	AV03-BP
Type	Internal assembly
Compressed air connection input	G 1/8
Compressed air connection output	M7
Port exhaust	G 1/8
Compressed air connection 12	G 1/8
Compressed air connection 14	M5
Scope of delivery	Transition plate, sealing kit, mounting screws, sealing tape
Min. working pressure	-0.95 bar
Max. working pressure	10 bar
Min. ambient temperature	-10 °C
Max. ambient temperature	60 °C
Min. medium temperature	-10 °C
Max. medium temperature	60 °C
Medium	Compressed air

Max. number of valve positions 12

## Material

Housing material	Aluminum
Surface housing	anodized
Part No.	R412026471

## Technical information

The protection class depends on the stability of the mounting wall.

The min. control pressure must be adhered to, since otherwise faulty switching and valve failure may result!

The pressure dew point must be at least 15 °C less than ambient and medium temperature and may not exceed 3 °C.

The oil content of compressed air must remain constant during the life cycle.

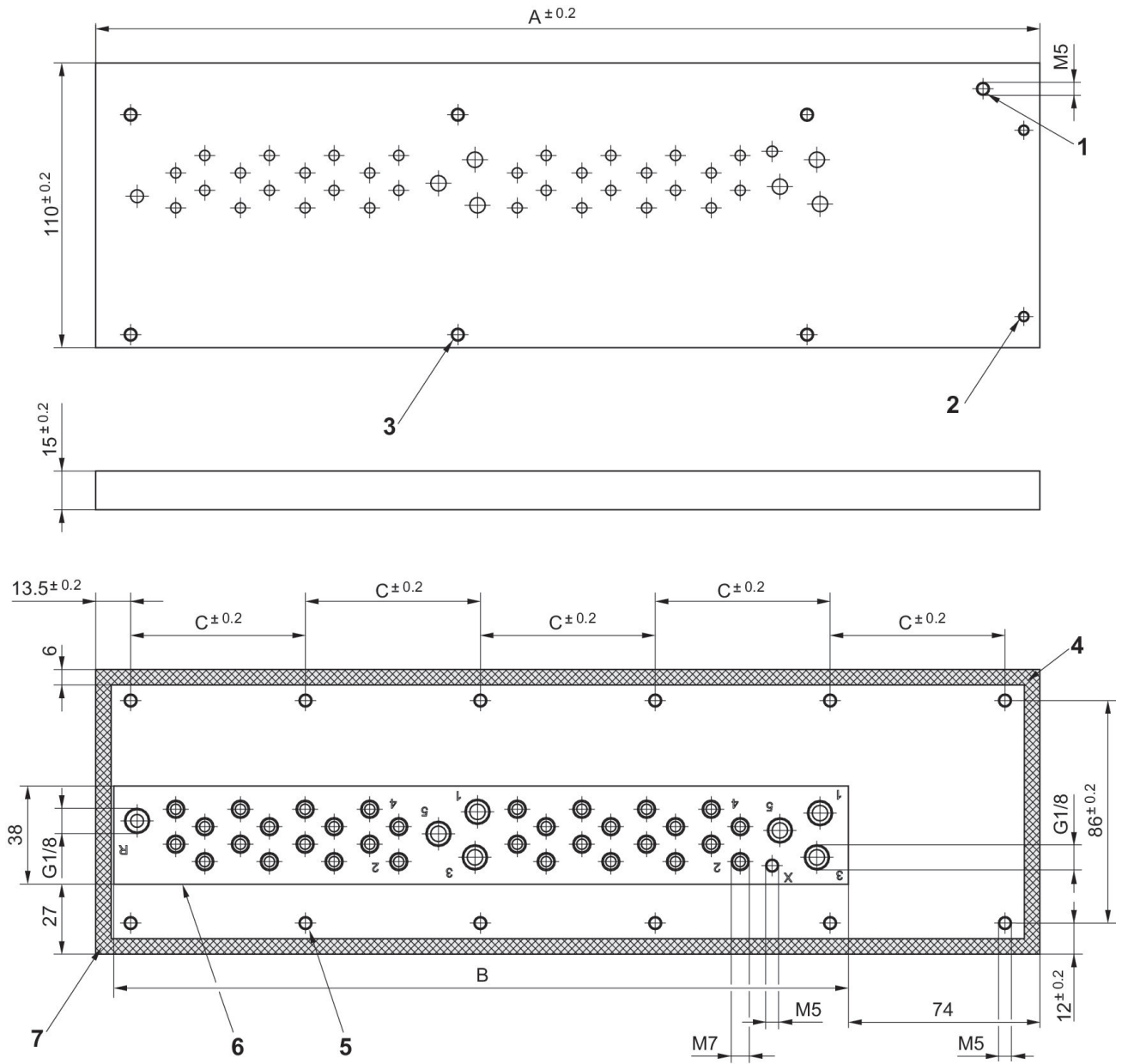
Use only the approved oils from AVENTICS. Further information can be found in the "Technical information" document (available in <https://www.emerson.com/en-us/support>).

# Transition plate

2024-08-07

R412026471

Fig. 1



- 1) Ground screw
- 2) Torque for valve system assembly: M4: [[2.5] Nm]
- 3) Torque for valve system assembly: M5: [[5] Nm]
- 4) sealing surface
- 5) Torque for control cabinet assembly: M5: [[5] Nm]
- 6) Control cabinet cut-out
- 7) Assembly note for sealing strip: see Fig. 3

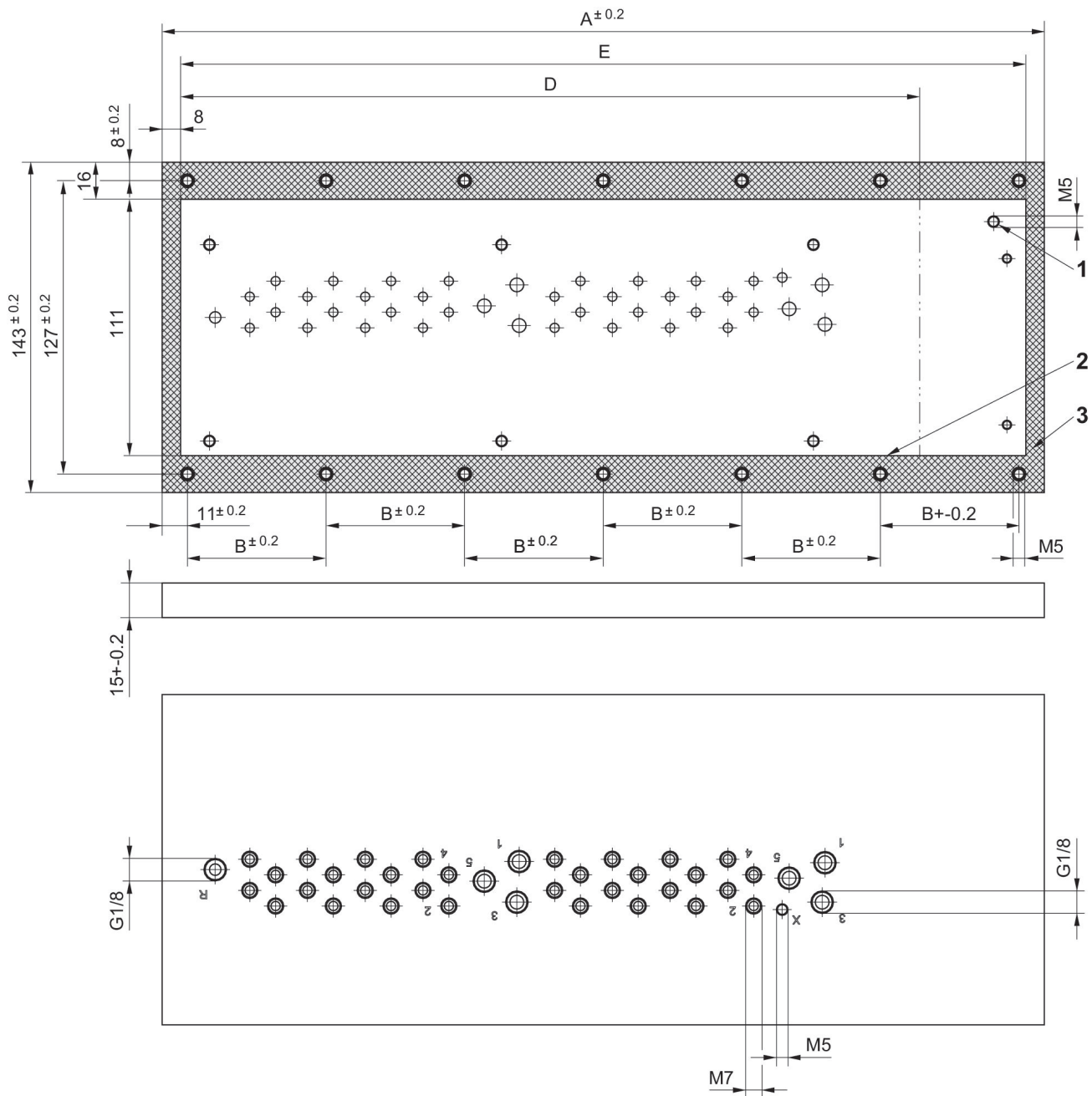
Part No.	A	B	C
R412026469	183	102	52
R412026470	233	152	51.5
R412026471	315	234	57.6

# Transition plate

2024-08-07

R412026471

Fig. 2



- 1) Thread for ground screw
- 2) Control cabinet cut-out
- 3) sealing surface

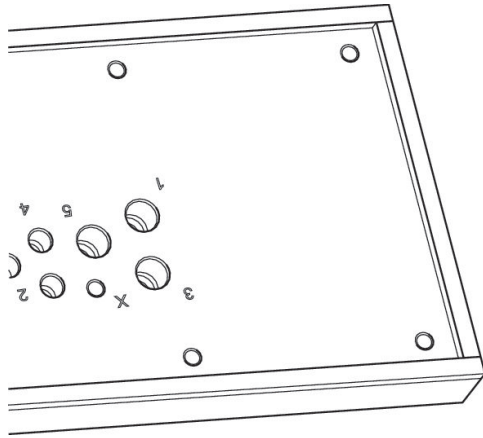
Part No.	A	B	D - Control cabinet cut-out Multipole	E - Control cabinet cut-out Fieldbus
R412026473	200	59.33	138	184
R412026474	250	57	188	234
R412026475	332	62	270	316

# Transition plate

2024-08-07

R412026471

Maximum outer dimensions for push-in fitting



Glue sealing strip at the joint

Conne- tion type	Conne- ction thread	Max. exter- nal diameter
2 , 4	M7	13
1, 3 and 5 (on bottom)	G 1/8	15,5
X (on bottom)	M5	10,9