

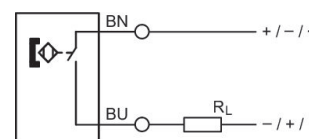

Sensor, Series ST6-HT

R412022865

General series information

AVENTICS Series ST6 Magnetic proximity sensors

- The AVENTICS Series ST6 sensors are suitable for mounting in the 6 mm T-slot as well as sensor mounting to the cylinder. They are suited for mounting to all AVENTICS round cylinders, tie rod cylinders, and profile cylinders. With their optimized, compact shape, the sensors can be flush-fit into existing slots and integrated into any machine environment, even with sensor mounting. Retaining ribs on the side of the sensor enable simple mounting, including in hard-to-reach locations or for overhead assembly. The durable mounting screw holds the sensor in the desired position and can withstand shocks or vibrations.



Technical data

Industry

Direct mounting for series

Indirect mounting for series

Slot width

Cable

Type of contact

Switching capacity

Certificates

Protection class

Industrial

PRA

PRE

CCI

KPZ

TRB

ITS

MNI

CSL-RD

RPC

6 mm T-slot

with cable

Reed

Reed, 2-pin: max. 10 W

RoHS

UL (Underwriters Laboratories)

IP65

IP67

Min. ambient temperature	-20 °C
Max. ambient temperature	120 °C
Voltage drop U at I _{max}	≤ 3,5 V
DC switching current, max.	0.13 A
AC switching current, max.	0.13 A
Max. switching frequency	400 Hz
Switching point precision	±0,1 mT
Switching logic	NO (make contact)
Electrical connection 2, type	open cable ends
Electrical connection 2, number of poles	2-pin
Operating voltage DC, min.	0 V DC
Operating voltage DC, max.	30 V DC
Operating voltage AC, min.	0 V AC
Operational voltage AC, max.	30 V AC
Short circuit resistance	Protected against polarity reversal
Shock resistance	30 g / 11 ms
Vibration resistance	10 - 55 Hz, 1 mm
Cable length L	3 m

Material

Housing material	Polyamide
Material cable sheath	Polyurethane
Material locking screw	Stainless Steel
Part No.	R412022865

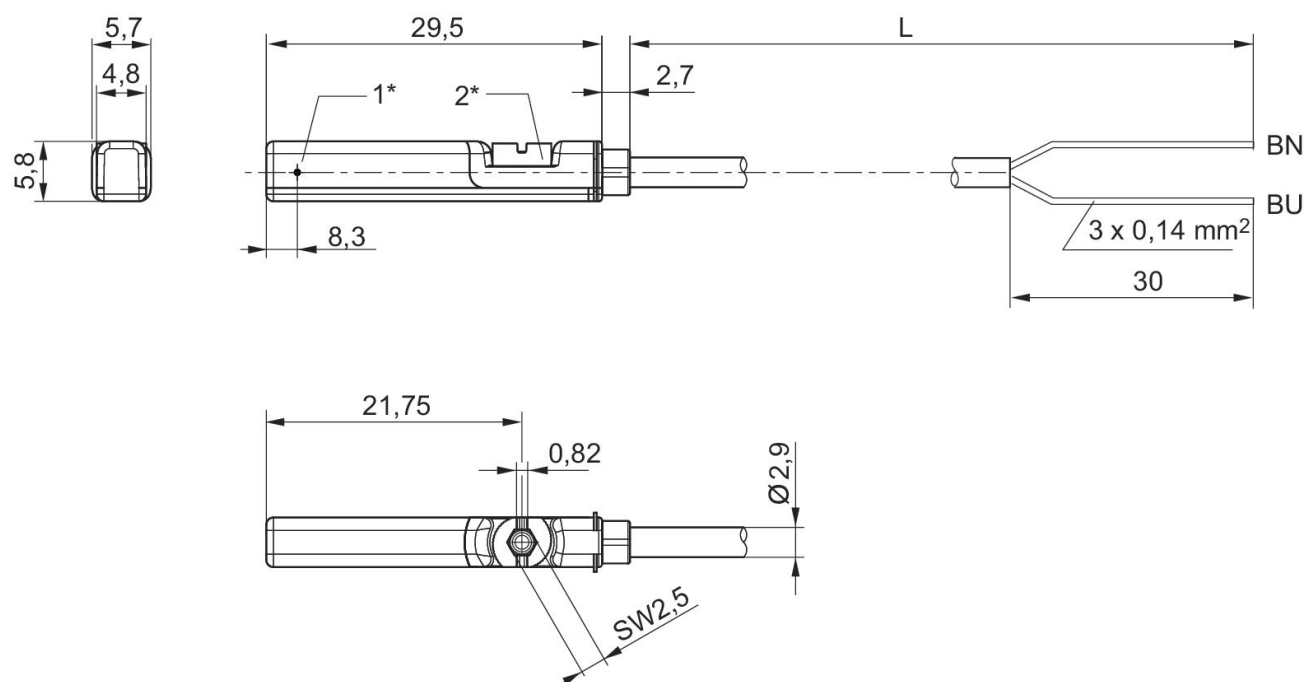
Technical information

The pressure dew point must be at least 15 °C less than ambient and medium temperature and may not exceed 3 °C.

The oil content of compressed air must remain constant during the life cycle.

Use only the approved oils from AVENTICS. Further information can be found in the "Technical information" document (available in <https://www.emerson.com/en-us/support>).

Dimensions



1* = switching point 2* = locking screw
L = cable length BN=brown, BU=blue