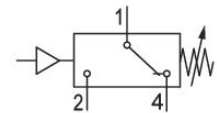



AVENTICS Series PM1 Pressure switches

The AVENTICS Series PM1 is a compact pressure switch for measuring compressed air and hydraulic oil. The Series PM1 allows users to select between different pressure ranges from -0.9 to 16 bar.



Technical information

Industry	Industrial
Type	Mechanical
Type	Diaphragm, spring loaded, adjustable
Mounting orientation	Any
Operating pressure min	-0.9 bar
Operating pressure max	0 bar
Protection against overpressure	80 bar
Operational voltage	12-125 V DC 12-30 V AC
Max. shock resistance	15 g IEC 60068 - 2-64
Vibration resistance	10 g (60 - 500 Hz) IEC 60068 - 2-6
Precision (% of full scale value)	± 2 %
Hysteresis	max. switching pressure difference
Measurement	Relative pressure
Compressed air connection	G 1/4
Compressed air connection type	Internal thread
Min. medium temperature	-10 °C
Max. medium temperature	80 °C
Medium	Compressed air Hydraulic oil

Pressure Switches, Series PM1

PM1

R412010716

2024-05-28

Electrical connection type	Plug
Electrical connection size	M12x1
Min. ambient temperature	-20 °C
Max. ambient temperature	80 °C
Switching element	microswitch (input/output)
Max. switching frequency	100/min.
Switching point	adjustable
Protection class	IP65
Mounting types	via through holes
Weight	0.37 kg

Material

Housing material	Aluminum
Seal material	Acrylonitrile butadiene rubber
Material electrical connection	Copper/brass
Part No.	R412010716

Technical information

Switching function increasing pressure: contact switches from 1-2 to 1-3. Switching function decreasing pressure: contact switches from 1-3 to 1-2.

Notice: Too-high currents can damage contacts. Inductive or capacitive loads must be equipped with appropriate spark-quenching!

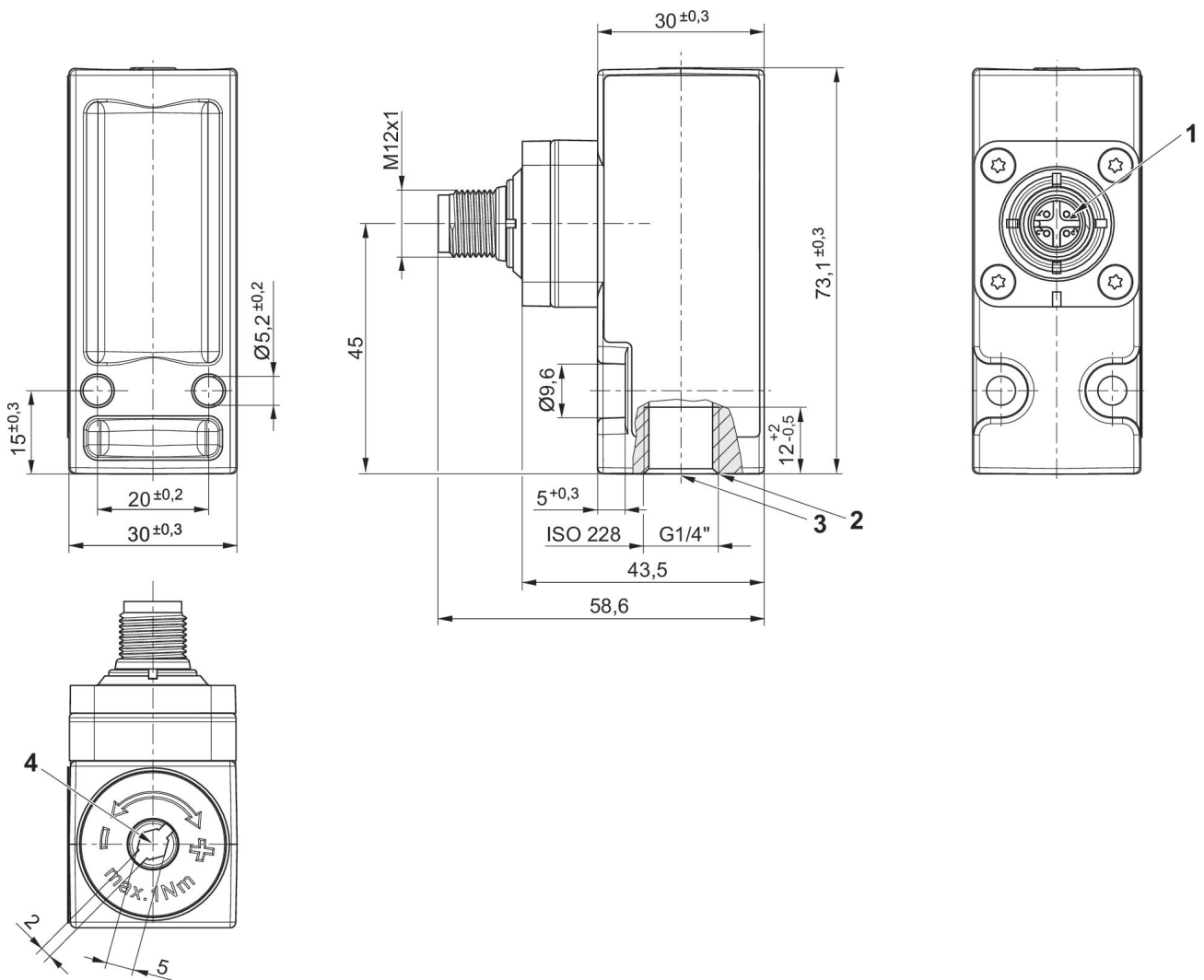
The microswitch has silver-plated contacts.

The pressure dew point must be at least 15 °C less than ambient and medium temperature and may not exceed 3 °C.

The oil content of compressed air must remain constant during the life cycle.

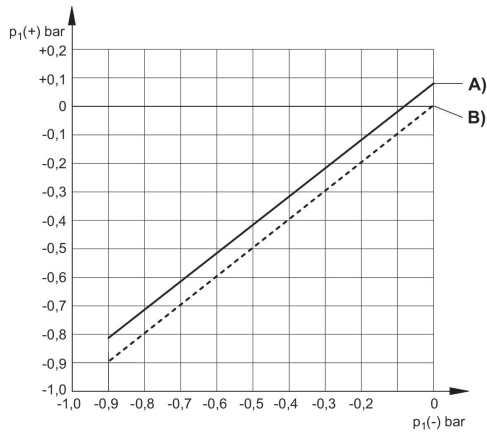
Use only the approved oils from AVENTICS. Further information can be found in the "Technical information" document (available in <https://www.emerson.com/en-us/support>).

Dimensions in mm



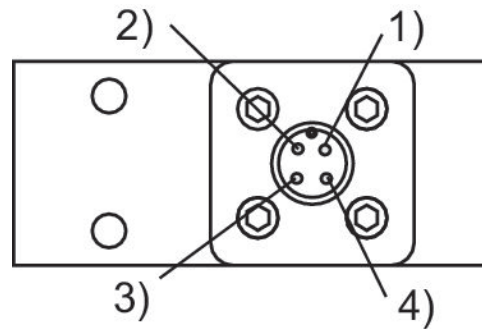
- 1) M12 connection rotatable by 90° and 30° with detent
- 2) sealing surface
- 3) Mounting screw
- 4) Adjustment screw, self-holding

Differential switching pressure characteristic curve (-0,9 – 0 bar)



A) p1 (-), min.
 B) p1 (-), max.
 p1 (+) = upper switching pressure with increasing pressure
 p1 (-) = lower switching pressure with decreasing pressure

Pin assignments M12x1



Pin assignments M12x1

Pin	Allocation
1	+UB
2	break contact
3	No function
4	NO (make contact)

Max. permissible continuous current I max. [A] with inductive load

U [V]	I [A] 1) 3)	I [A] 2) 4)
30	3	2

reference cycle: 30/min., reference temperature: +30 °C

- 1) AC
- 2) DC
- 3) $\cos \approx 0,7^\circ$
- 4) L/R ≈ 10 ms

Max. permissible continuous current I max. [A] with ohmic load

U [V]	I [A] 1)	I [A] 2)
30	4	3

reference cycle: 30/min., reference temperature: +30 °C

- 1) AC
- 2) DC