Diaphragm-type dryer, Series NL4-ADD

R412007606

AVENTICS Series NL4 Air Preparation Units

The AVENTICS Series NL maintenance units are suitable for all areas: as individual components or as assembled maintenance units, for centralized or decentralized compressed air preparation, in compact or powerful versions, for use in high or low temperatures. This line offers a complete, customizable compressed air preparation technology. It includes an option to combine every component in the Series to achieve the desired function, making it possible to adjust the components precisely to the application requirements.





Technical data

Industry	Industrial
Parts	Diaphragm-type dryer
Type	Diaphragm-type dryer
Note	Archive product: Do not use in new constructions!
Mounting orientation	vertical
Port	G 1/2
Nominal flow Qn	500 l/min
Recommended pre-filtering µm	5 µm 0.01 µm
Filter element	not exchangeable
Min. working pressure	4 bar
Max. working pressure	12.5 bar
Min. ambient temperature	2 °C
Max. ambient temperature	60 °C
Medium	Compressed air Neutral gases
Weight	4.43 kg

Materials, surface:

Housing	Die cast zinc
Front plate	Acrylonitrile butadiene styrene
Seal	Acrylonitrile butadiene rubber
Reservoir	Aluminum
Part No.	R412007606

Technical information

The pressure dew point must be at least 15 °C less than ambient and medium temperature and may not exceed 3 °C.

Notice: air may not contain condensate

Purge air approx. 12 % of nominal flow Qn at 7 bar

A change in the flow direction (from air supply on the left to air supply on the right) occurs by rotating installation by 180° about the vertical axis. Please see the operating instructions for further details.

Pressure dew point reduction: see diagram

Diaphragm-type dryer, Series NL4-ADD

R412007606

Dimensions in mm

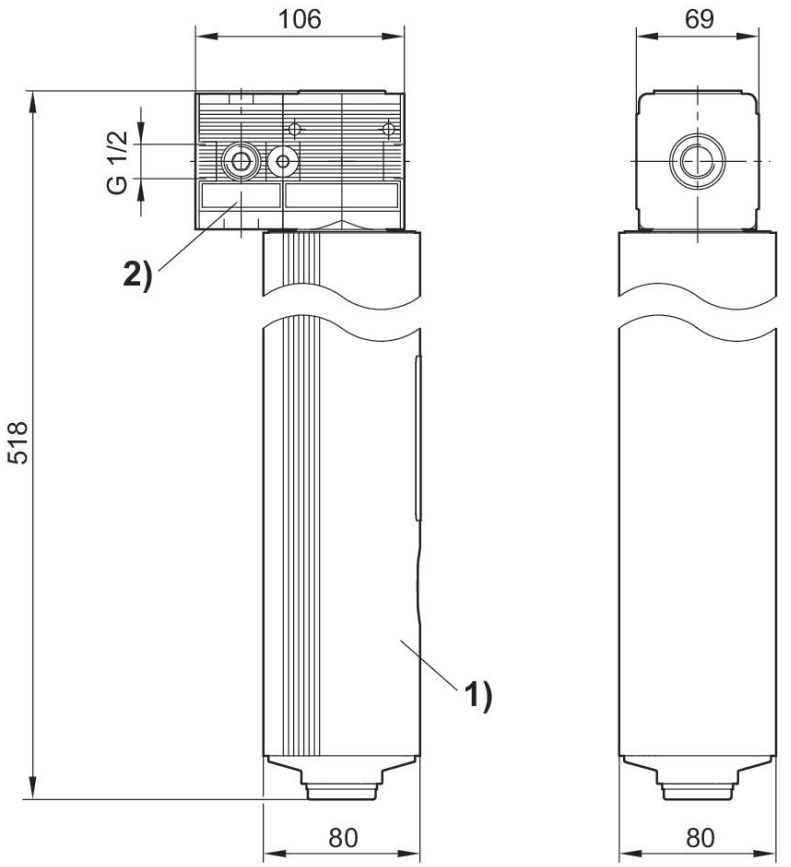

1) Diaphragm-type dryer
2) Incl. second distributor

Performance charts

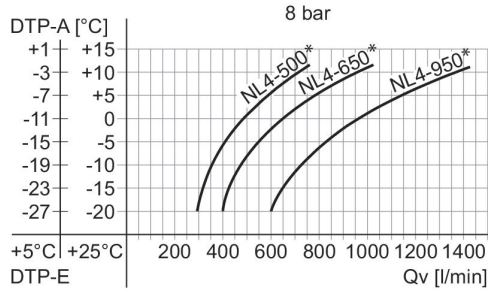

DTP-E: pressure dew point input, DTP-A: pressure dew point output, Qv: input flow rate (output flow rate + purge air).
* Nominal flow Qn

Performance charts

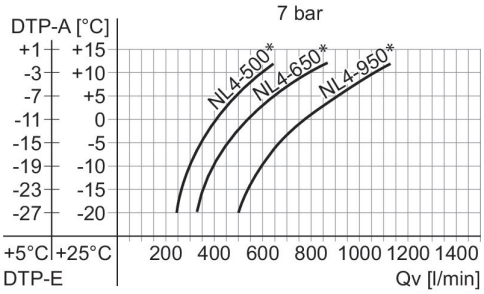

DTP-E: pressure dew point input, DTP-A: pressure dew point output, Qv: input flow rate (output flow rate + purge air).
* Nominal flow Qn

Performance charts

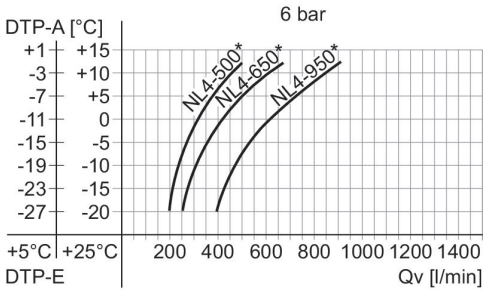

DTP-E: pressure dew point input, DTP-A: pressure dew point output, Qv: input flow rate (output flow rate + purge air).
* Nominal flow Qn

Performance charts

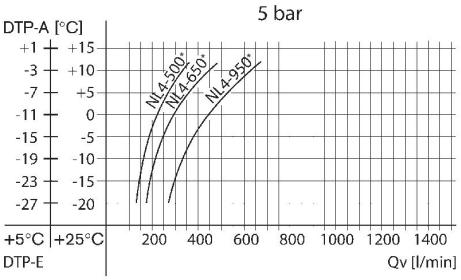

DTP-E: pressure dew point input, DTP-A: pressure dew point output, Qv: input flow rate (output flow rate + purge air).
* Nominal flow Qn

Example

Wanted:

Suitable membrane dryer

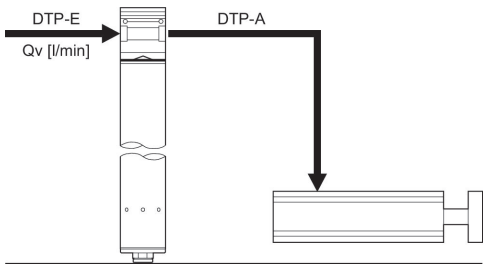

Example

Give values:

Qv = 350 l/min, DTP-E = +5 (+25) °C, searched values: DTP-A = -15 (-3) °C a suitable membrane dryer

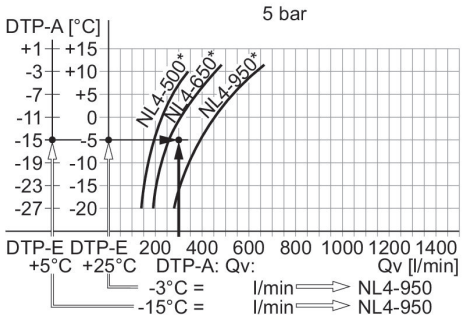

Result: membrane dryer series NL4-950 (with a Qn of 950 l/min), part no. R412007608
* Nominal flow Qn