Diaphragm-type dryer, Series AS3-ADD

R412007080

Series AS3

The AVENTICS Series AS3 is a modular, versatile maintenance unit for universal application. This Series offers compact dimensions, is highly efficient, lightweight and easy-to-use. The AVENTICS Series AS guarantees reliability, safety, and efficiency with a simplified assembly and maintenance efforts.





Technical data

Industry	Industrial
Parts	Diaphragm-type dryer
Type	Diaphragm-type dryer
Note	Archive product: Do not use in new constructions!
Mounting orientation	vertical
Port	G 1/2
Nominal flow Qn	660 l/min
Recommended pre-filtering µm	5 µm 0.01 µm
Filter element	not exchangeable
Min. working pressure	4 bar
Max. working pressure	12.5 bar
Min. ambient temperature	2 °C
Max. ambient temperature	50 °C
Medium	Compressed air Neutral gases
Weight	3.56 kg

Materials, surface:

Housing	Polyamide
Front plate	Acrylonitrile butadiene styrene
Seal	Acrylonitrile butadiene rubber
Threaded bushing	Die cast zinc
Reservoir	Aluminum
Part No.	R412007080

Technical information

The pressure dew point must be at least 15 °C less than ambient and medium temperature and may not exceed 3 °C.

Notice: air may not contain condensate

Purge air approx. 12 % of nominal flow Qn at 7 bar

A change in the flow direction (from air supply on the left to air supply on the right) occurs by rotating installation by 180° about the vertical axis. Please see the operating instructions for further details.

Pressure dew point reduction: see diagram

Diaphragm-type dryer, Series AS3-ADD

R412007080

Dimensions in mm

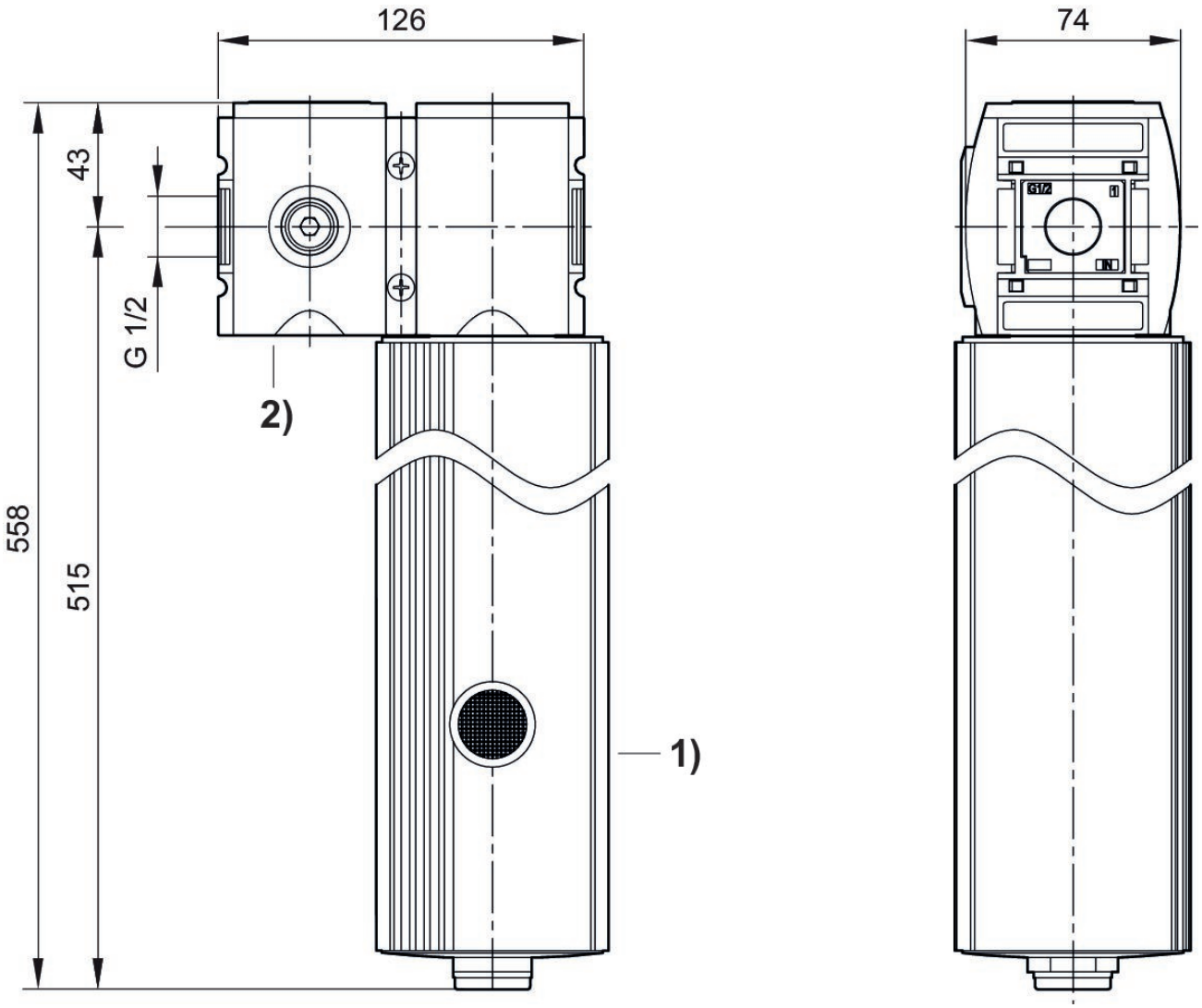

1) Diaphragm-type dryer
2) Incl. second distributor

Example

Wanted:

Suitable membrane dryer

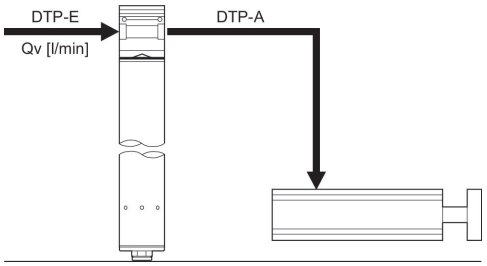

Accessories overview

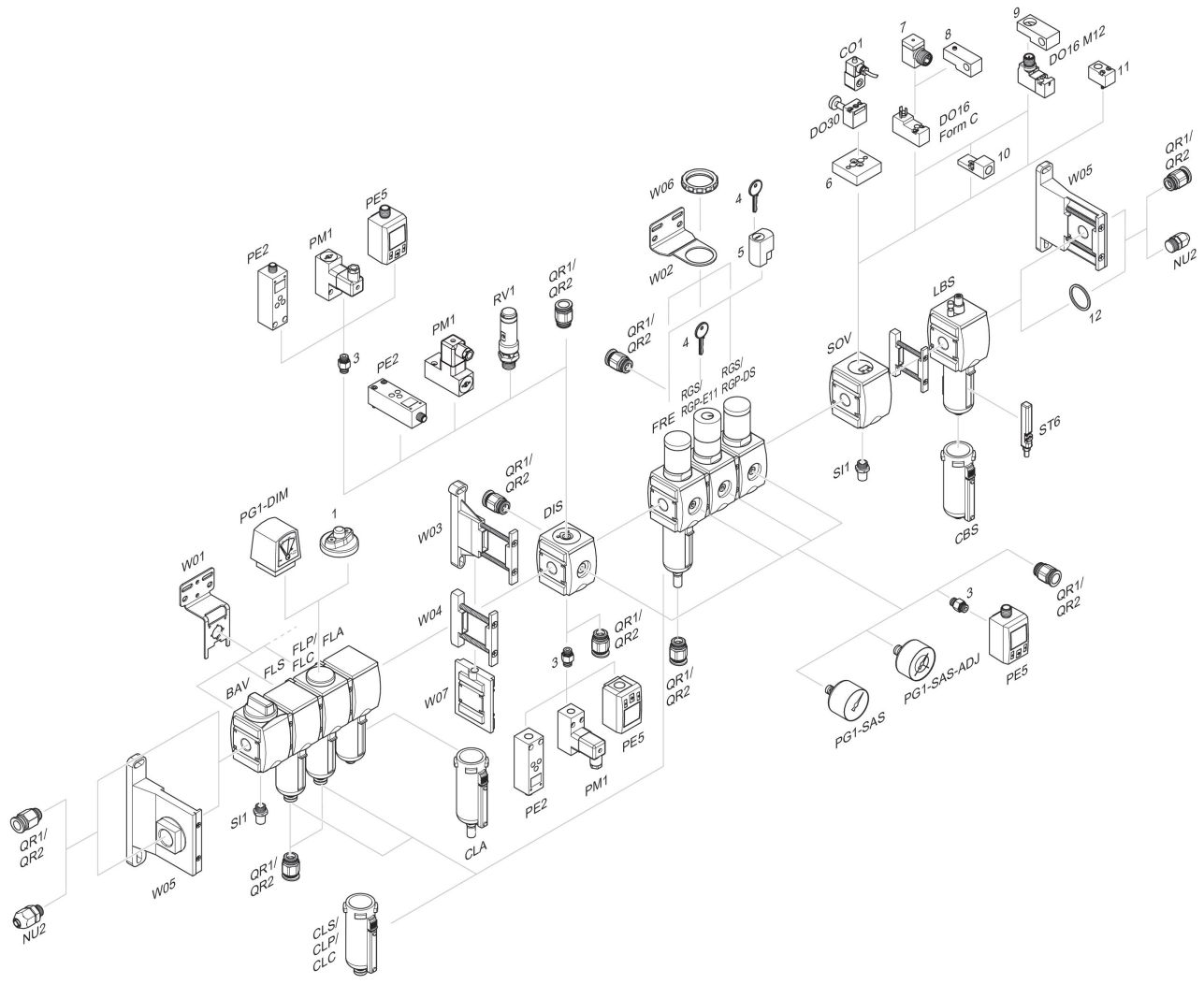

1 = contamination display 3 = Double nipple 4 = Key for E11 locking 5 = mortise lock 6 = Transition plate DO30 7 = Adapter, Series CON-VP 8 = Mounting aid DO16, form C 9 = Mounting aid DO16, M12 10 = Adapter for external pilot air 11 = Adapter pneumatic operation 12 = Sealing ring

Performance charts

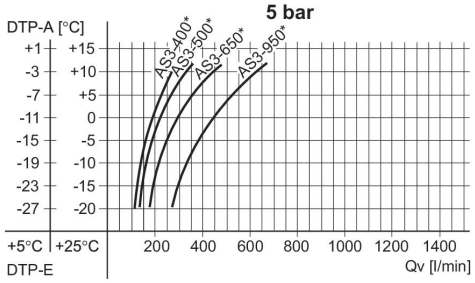

DTP-E: pressure dew point input, DTP-A: pressure dew point output, Qv: input flow rate (output flow rate + purge air).
* Nominal flow Qn

Performance charts

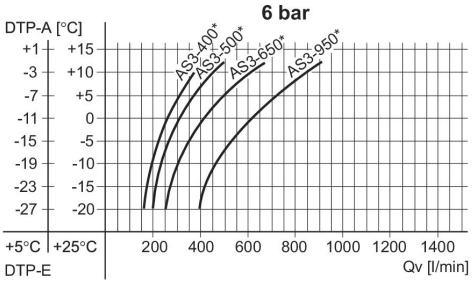

DTP-E: pressure dew point input, DTP-A: pressure dew point output, Qv: input flow rate (output flow rate + purge air).
* Nominal flow Qn

Performance charts



DTP-E: pressure dew point input, DTP-A: pressure dew point output, Qv: input flow rate (output flow rate + purge air).
* Nominal flow Qn

Performance charts

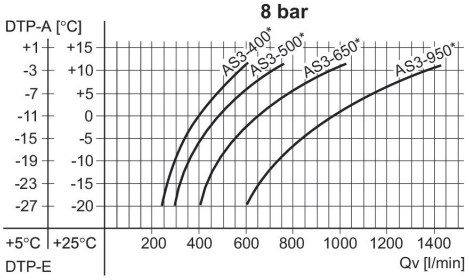

DTP-E: pressure dew point input, DTP-A: pressure dew point output, Qv: input flow rate (output flow rate + purge air).
* Nominal flow Qn

Example

Give values:
Qv = 350 l/min, DTP-E = +5 (+25) °C,
searched values: DTP-A = -15 (-3) °C a suitable membrane dryer

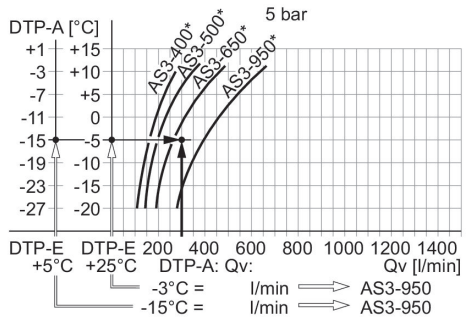

Result: membrane dryer series AS3-950 (with a Qn of 950 l/min), part no. R412007081
* Nominal flow Qn