

# Filter, Series AS3-FLS

## R412007010

### General series information Series AS3

- The AVENTICS Series AS3 is a modular, versatile maintenance unit for universal application. This Series offers compact dimensions, is highly efficient, lightweight and easy-to-use. The AVENTICS Series AS guarantees reliability, safety, and efficiency with a simplified assembly and maintenance efforts.



### Technical data

Industry  
Industrial

Type  
Standard filter

Parts  
Filter

Reservoir  
reservoir, polycarbonate, with PA protective guard

Port  
G 1/2

Nominal flow Qn  
3500 l/min

Condensate drain  
fully automatic, open without pressure

Working pressure min.  
1.5 bar

Working pressure max  
16 bar

Min. ambient temperature  
-10 °C

Max. ambient temperature  
50 °C

Medium  
Compressed air  
Neutral gases

Max. achievable compressed air class acc. to  
ISO 8573-1:2010  
6 : 7 :-

Filter reservoir volume  
49 cm<sup>3</sup>

Filter element  
exchangeable

**Weight**  
0.41 kg

**Mounting orientation**  
vertical

**Type**  
Can be assembled into blocks

## Material

**Housing material**  
Polyamide

**Material front plate**  
Acrylonitrile butadiene styrene

**Seal material**  
Acrylonitrile butadiene rubber

**Material threaded bushing**  
Die cast zinc

**Material reservoir**  
Polycarbonate

**Material protective guard**  
Polyamide

**Material filter insert**  
Polyethylene

**Part No.**  
R412007010

## Technical information

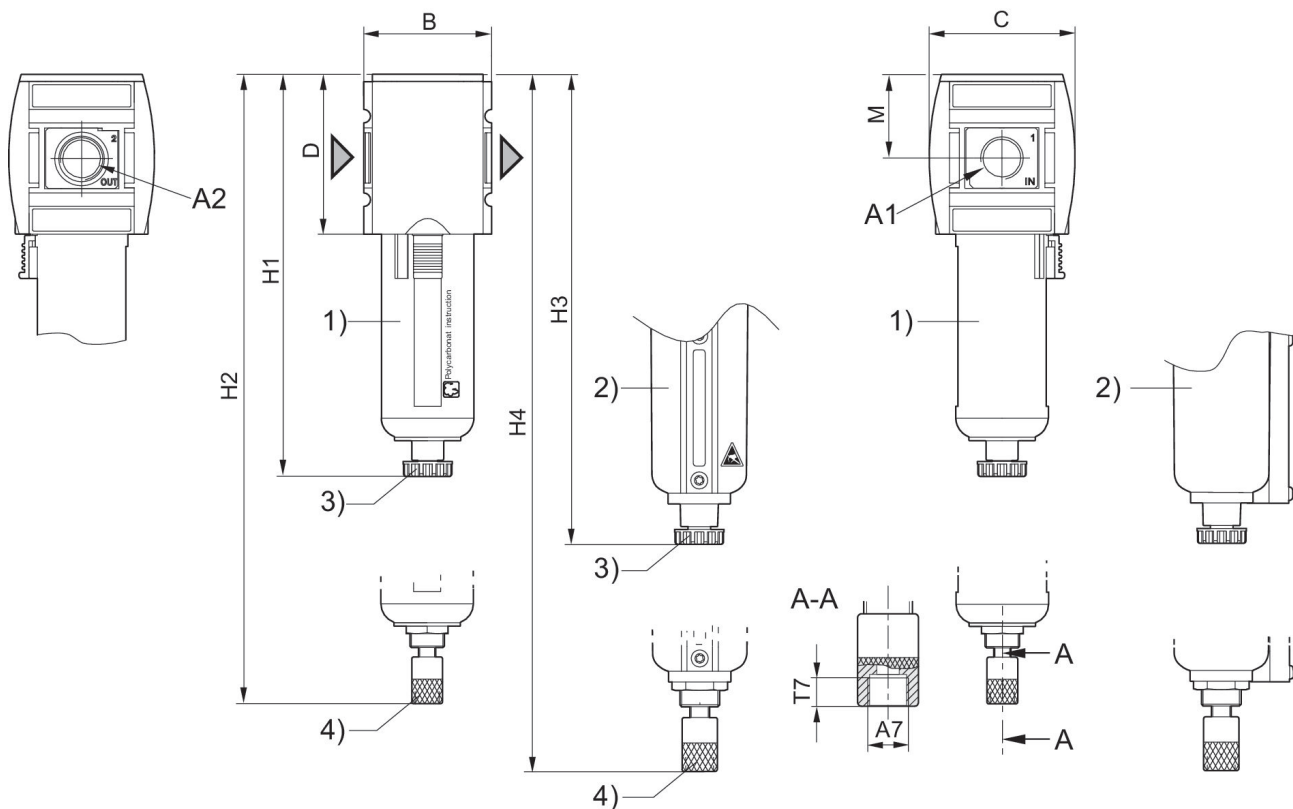
The pressure dew point must be at least 15 °C under ambient and medium temperature and may not exceed 3 °C .

Note: Polycarbonate reservoirs are susceptible to solvents, supplementary information can be found at "Customer information".

A change in the flow direction (from air supply on the left to air supply on the right) occurs by rotating installation by 180° about the vertical axis. Please see the operating instructions for further details.

Also suitable for separation of fluid oil or water due to the design.

## Dimensions



A1 = input A2 = output

A7 = condensate drain

1) Plastic reservoir and protective guard with window

2) Metal reservoir with level indicator

3) Semi-automatic condensate drain

4) Fully automatic condensate drain

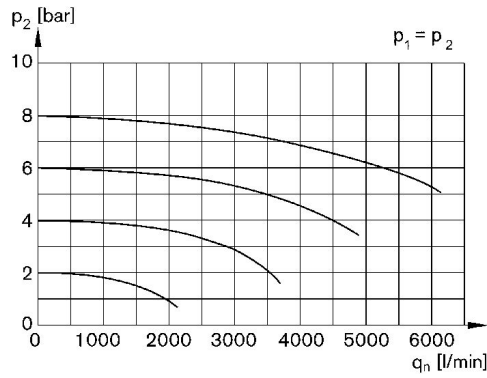
## Dimensions in mm

Part No.	A1	A2	A7	B	C	D	H1	H2	H3
R412007000	G 3/8	G 3/8	G 1/8	63	74	80	189.5	206	193.5
R412007001	G 3/8	G 3/8	G 1/8	63	74	80	189.5	206	193.5
R412007002	G 3/8	G 3/8	G 1/8	63	74	80	189.5	206	193.5
R412007006	G 3/8	G 3/8	G 1/8	63	74	80	189.5	206	193.5
R412007007	G 3/8	G 3/8	G 1/8	63	74	80	189.5	206	193.5
R412007008	G 3/8	G 3/8	G 1/8	63	74	80	189.5	206	193.5
R412007009	G 1/2	G 1/2	G 1/8	63	74	80	189.5	206	193.5
R412007010	G 1/2	G 1/2	G 1/8	63	74	80	189.5	206	193.5
R412007011	G 1/2	G 1/2	G 1/8	63	74	80	189.5	206	193.5
R412007015	G 1/2	G 1/2	G 1/8	63	74	80	189.5	206	193.5
R412007016	G 1/2	G 1/2	G 1/8	63	74	80	189.5	206	193.5
R412007017	G 1/2	G 1/2	G 1/8	63	74	80	189.5	206	193.5

Part No.	H4	M	T7
R412007000	210.5	42.5	8.5

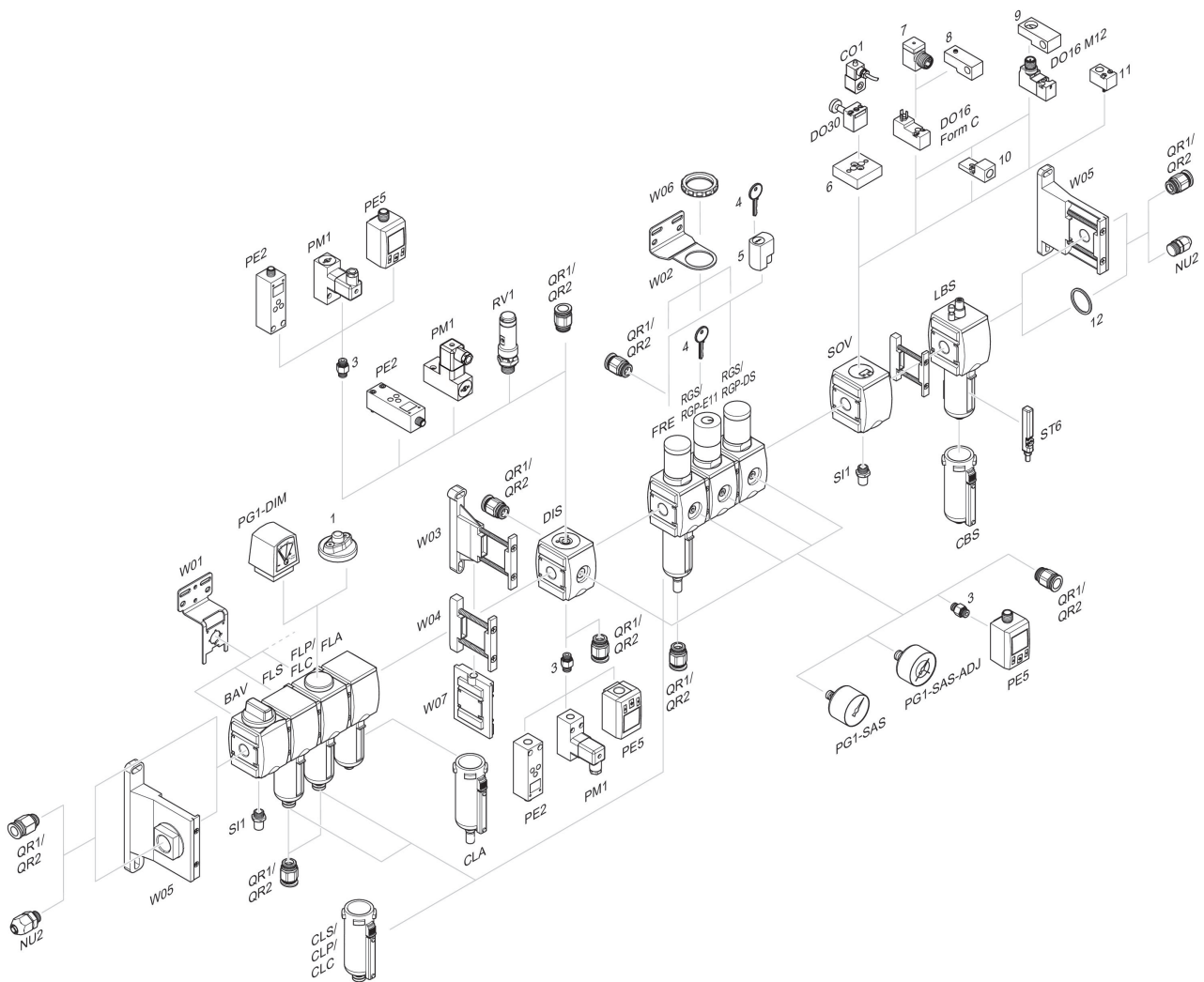
Part No.	H4	M	T7
R412007001	210.5	42.5	8.5
R412007002	210.5	42.5	8.5
R412007006	210.5	42.5	8.5
R412007007	210.5	42.5	8.5
R412007008	210.5	42.5	8.5
R412007009	210.5	42.5	8.5
R412007010	210.5	42.5	8.5
R412007011	210.5	42.5	8.5
R412007015	210.5	42.5	8.5
R412007016	210.5	42.5	8.5
R412007017	210.5	42.5	8.5

### Flow rate characteristic, $p_2 = 0,05 - 7$ bar



$p_1$  = Working pressure  $p_2$  = Secondary pressure  $q_n$  = Nominal flow

## Accessories overview



1 = contamination display 3 = Double nipple 4 = Key for E11 locking 5 = mortise lock 6 = Transition plate DO30 7 = Adapter, Series CON-VP 8 = Mounting aid DO16, form C 9 = Mounting aid DO16, M12 10 = Adapter for external pilot air 11 = Adapter pneumatic operation 12 = Sealing ring