# Diaphragm-type dryer, Series NL2-ADD

**R412004245**



## AVENTICS Series NL2 Air Preparation Units

The AVENTICS Series NL maintenance units are suitable for all areas: as individual components or as assembled maintenance units, for centralized or decentralized compressed air preparation, in compact or powerful versions, for use in high or low temperatures. This line offers a complete, customizable compressed air preparation technology. It includes an option to combine every component in the Series to achieve the desired function, making it possible to adjust the components precisely to the application requirements.





## Technical data

| | |
|---|---|
| Industry | Industrial |
| Parts | Diaphragm-type dryer |
| Type | Diaphragm-type dryer |
| Note | Archive product: Do not use in new constructions! |
| Mounting orientation | vertical |
| Port | G 1/4 |
| Nominal flow Qn | 200 l/min |
| Recommended pre-filtering µm | 5 µm<br>0.01 µm |
| Filter element | not exchangeable |
| Min. working pressure | 4 bar |
| Max. working pressure | 12.5 bar |
| Min. ambient temperature | 2 °C |
| Max. ambient temperature | 60 °C |
| Medium | Compressed air<br>Neutral gases |
| Weight | 0.81 kg |

## Materials, surface:

| | |
|---|---|
| Housing | Die cast zinc |
| Front plate | Acrylonitrile butadiene styrene |
| Seal | Acrylonitrile butadiene rubber |
| Reservoir | Aluminum |
| Part No. | R412004245 |

## Technical information

The pressure dew point must be at least 15 °C less than ambient and medium temperature and may not exceed 3 °C.

Notice: air may not contain condensate

Purge air approx. 12 % of nominal flow Qn at 7 bar

A change in the flow direction (from air supply on the left to air supply on the right) occurs by rotating installation by 180° about the vertical axis. Please see the operating instructions for further details.

Pressure dew point reduction: see diagram

# Diaphragm-type dryer, Series NL2-ADD

R412004245



## Dimensions in mm

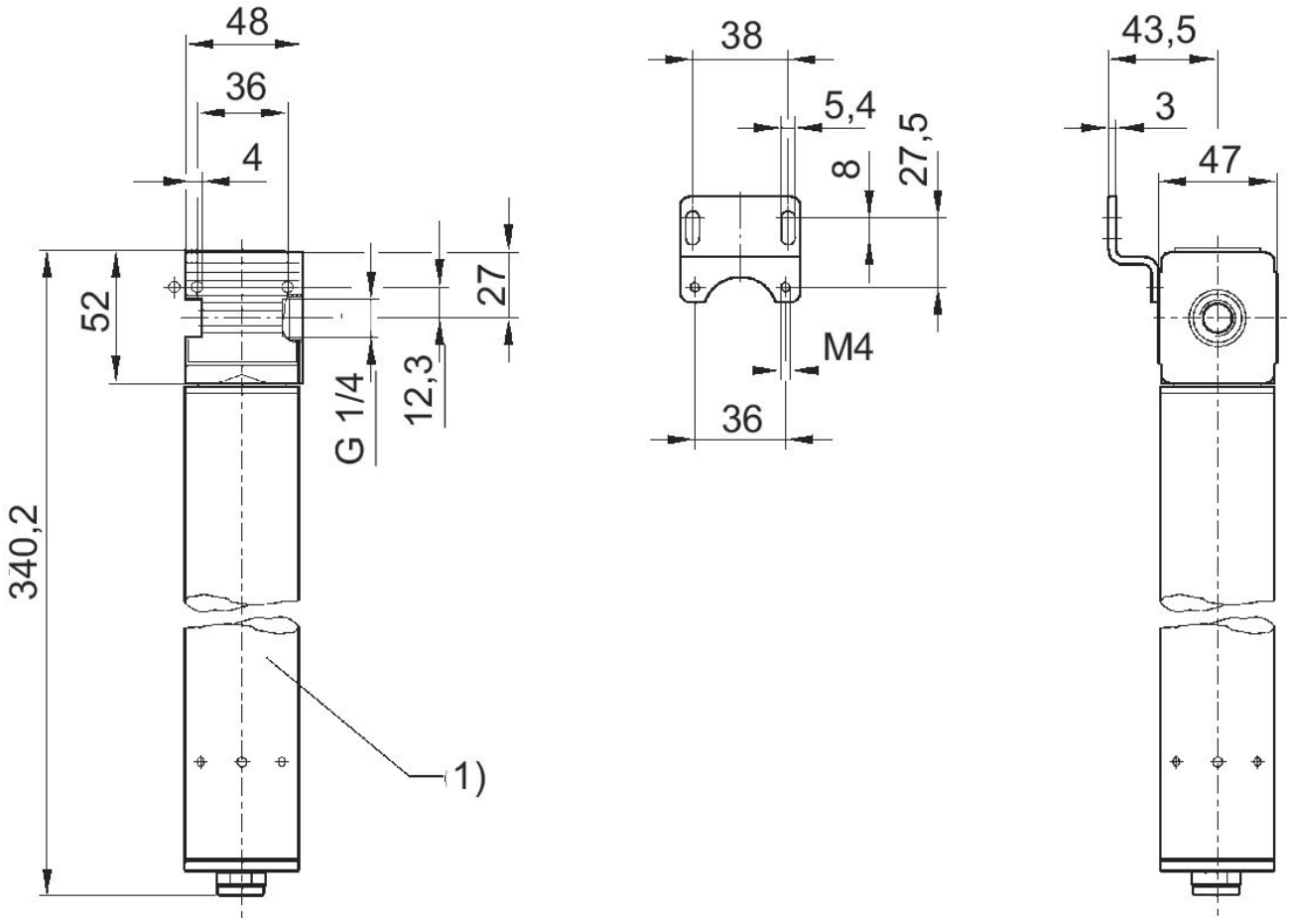


1) Diaphragm-type dryer

## Example

Wanted:

Suitable membrane dryer

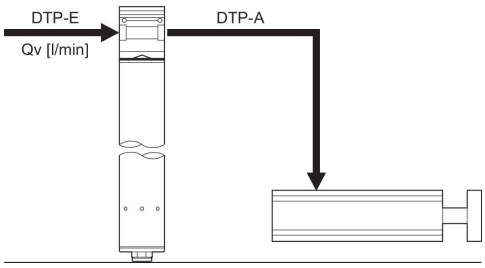


## Performance charts

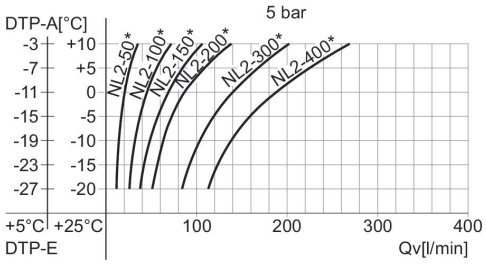


DTP-E: pressure dew point input, DTP-A: pressure dew point output, Qv: input flow rate (output flow rate + purge air).
* Nominal flow Qn

## Performance charts

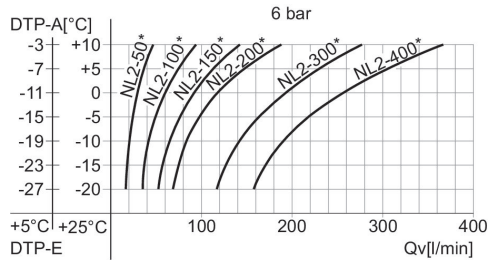


DTP-E: pressure dew point input, DTP-A: pressure dew point output, Qv: input flow rate (output flow rate + purge air).
* Nominal flow Qn

## Performance charts

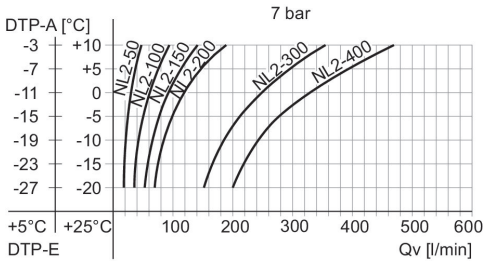


DTP-E: pressure dew point input, DTP-A: pressure dew point output, Qv: input flow rate (output flow rate + purge air).
* Nominal flow Qn

## Performance charts

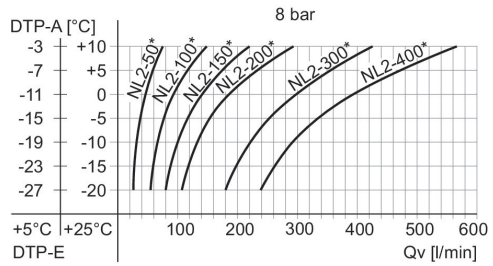


DTP-E: pressure dew point input, DTP-A: pressure dew point output, Qv: input flow rate (output flow rate + purge air).
* Nominal flow Qn

## Example

Give values:
Qv = 80 l/min, DTP-E = +5 (+25)°C
searched values: DTP-A = -12 (-2)°C
suitable membrane dryer

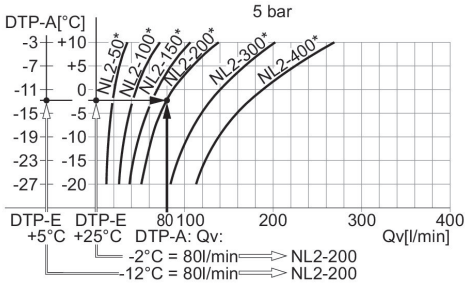


Result: membrane dryer series NL2-200 (with a Qn of 200 l/min), part no. R412004245
* Nominal flow Qn