Series 580

P580AEDN1010A00

2025-02-17

- Dramatically reduces programming and commissioning time
- Achieves up to 15% savings on wiring and components
- Uses native capability of DeltaV for diagnostics of pneumatic valves
- Eliminates need for additional dedicated networks like Profibus-DP for pilot valves and simplifies system I/O mapping



AVENTICS Series 580 Pneumatic Communications Node

The AVENTICS Series 580 fieldbus communications node supports up to 128 AVENTICS 500 Series solenoid valves per valve system in a compact package. It features and integrated graphic display for simple commissioning and display of diagnostic information. The 580 communication node mates to a variety of valve platforms including AVENTICS 501, 502 and 503 series AVENTICS 580 Series communications nodes are ideal for use in automotive, tire, packaging, pharmaceutical processing, food and beverage, fine chemicals, and water/wastewater applications.

Technical data

Industry	Industrial
Fieldbus protocol	DeviceNet
Note	Central fieldbus connection without I/O function
Min. ambient temperature	-10 °C
Max. ambient temperature	50 °C
Max. number of solenoid coils	32
Max. number of valve positions	32
Operational voltage electronics	24 V DC
Electronics voltage tolerance	-10 % / +10 %
Current consumption electronics	0.1 A
Operating voltage, actuators	24 V DC
Total output for valves	4 A
Protection class	IP65
Diagnosis	Short circuit Overvoltage
Electrical connection type	Plug (male)
Electrical connection size	M12
Electrical connection number of poles	4-pin
Electrical connection coding	A-coded
Weight	0.32 kg

Material

Housing material	Die-cast aluminum
Part No.	P580AEDN1010A00

Dimensions

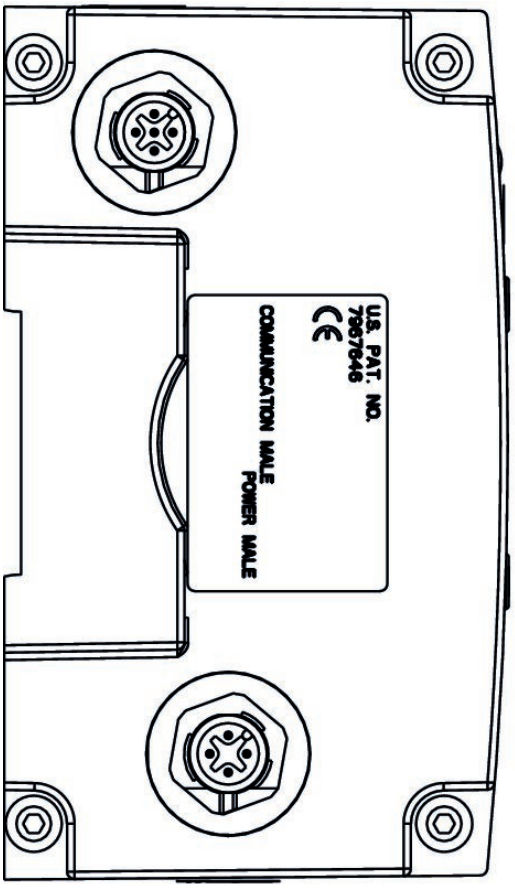
U.S. PAT. NO.
7967646
COMMUNICATION MALE
POWER MALE

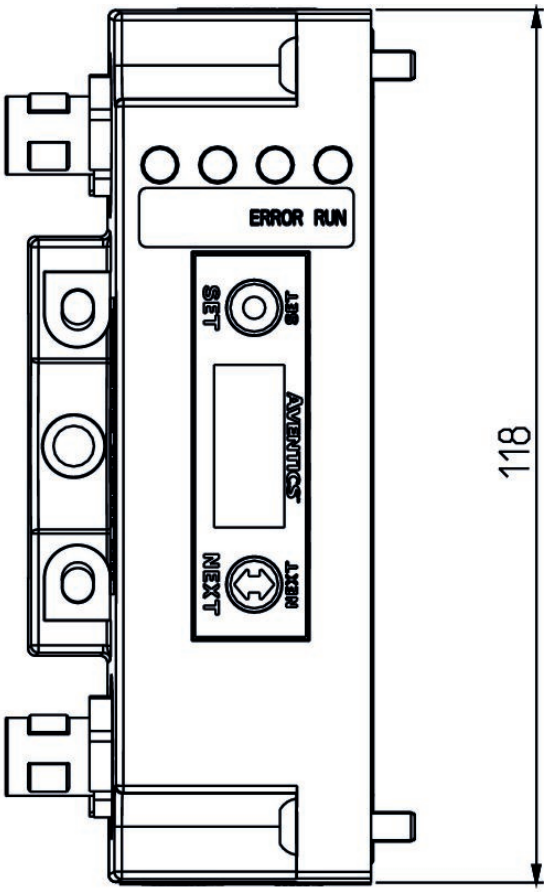
ERROR RUN
SET
AVENTICS
NEXT
118

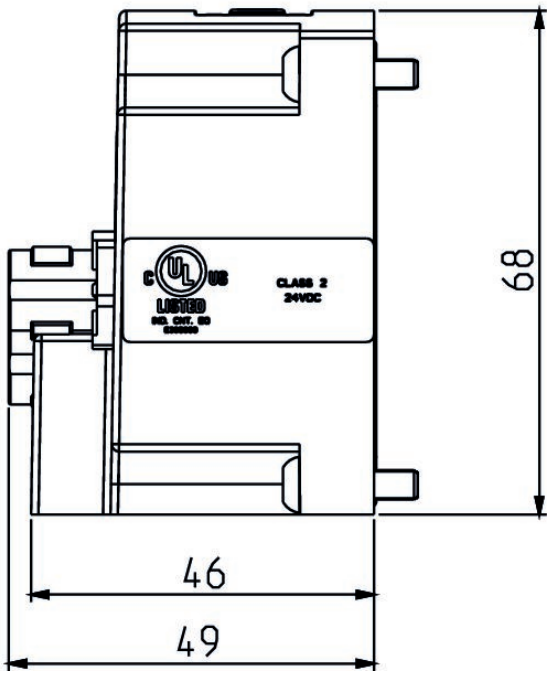
CLASS 2
24VDC
68
46
49