

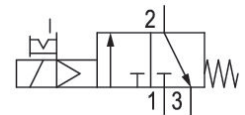

# 3/2-directional valve, Series 579

2023-11-02

5790505380

## AVENTICS Series 490/579/589 Directional Control Valves

The AVENTICS Series 490/579/589 have a robust polymer housing that can be mounted individually or as a block. They cover a large range of voltages and feature fast connections for pneumatic tubing.



### Technical data

Industry	Industrial
Activation	Electrically
Valve type	Poppet valve
Switching principle	3/2, with spring return
Valve function	NC
Connection type	Pipe connection
Manual override	with detent
Compressed air connection input	5/16"
Compressed air connection output	Ø 1/4"
Compressed air connection pilot input	5/32"
Min. working pressure	2 bar
Max. working pressure	8 bar
Reverse polarity protection	Protected against polarity reversal
Operational voltage	230 V AC
Operational voltage AC at 50 Hz	230 V

# 3/2-directional valve, Series 579

2023-11-02

5790505380

---

Voltage tolerance AC 50 Hz	-10% / +15%
Operational voltage AC at 60 Hz	230 V
Voltage tolerance AC 60 Hz	-10% / +15%

Pilot	Internal
Coil width	20 mm
Holding power AC 50 Hz	2.3 VA
Holding power AC 60 Hz	2 VA
Switch-on power AC 50 Hz	3.2 VA
Switch-on power AC 60 Hz	2.8 VA

Duty cycle	100 %
Typ. switch-on time	18 ms
Typ. switch-off time	16 ms

Blocking principle	Stacking valve
Can be assembled into blocks	Can be assembled into blocks
Min. ambient temperature	-15 °C
Max. ambient temperature	50 °C
Min. medium temperature	-15 °C
Max. medium temperature	50 °C
Medium	Compressed air
Min. oil content of compressed air	0 mg/m <sup>3</sup>
Max. oil content of compressed air	1 mg/m <sup>3</sup>
Max. particle size	5 µm

Weight	0.093 kg
--------	----------

## Material

Housing material	Polyamide
Seal material	Acrylonitrile butadiene rubber Polyurethane
Part No.	5790505380

## Technical information

At an ambient temperature of  $[[40]]^{\circ}\text{C}$  the max. working pressure is  $[[10]]\text{ bar}$ .

Versions with voltage of less than 50 V DC do not have a protective ground.

The min. control pressure must be adhered to, since otherwise faulty switching and valve failure may result!

The pressure dew point must be at least  $15^{\circ}\text{C}$  less than ambient and medium temperature and may not exceed  $3^{\circ}\text{C}$ .

The oil content of compressed air must remain constant during the life cycle.

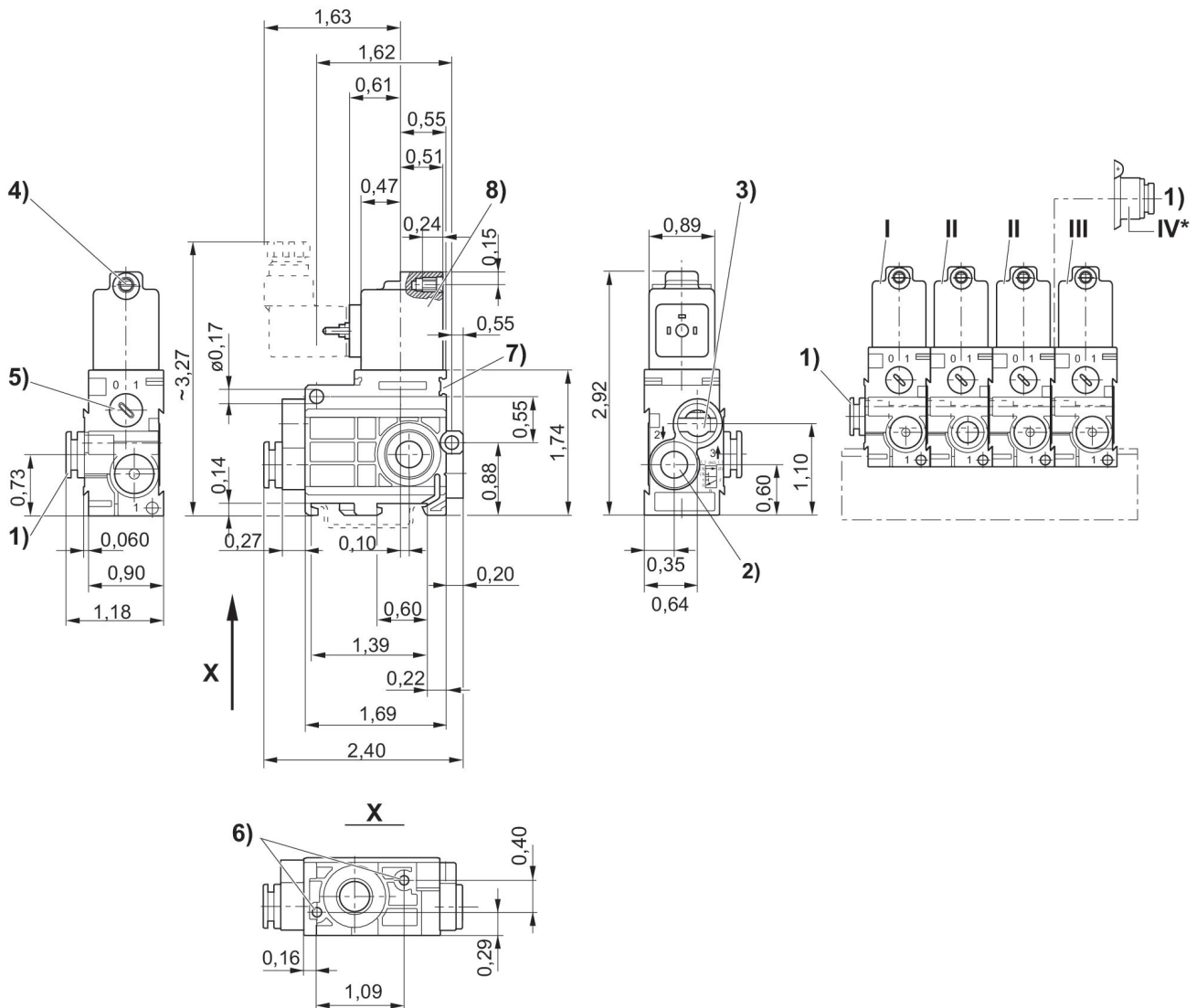
Use only the approved oils from AVENTICS. Further information can be found in the "Technical information" document (available in <https://www.emerson.com/en-us/support>).

# 3/2-directional valve, Series 579

2023-11-02

5790505380

## Dimensions in inches



1) Port 1 2) Port 2 3) Port 3, exhaust air must not be throttled 4) Core Ø for M5 5) Manual override 6) Pocket hole 6 mm deep for 3.5 self-tapping screw 7) Mounting space for name plate 8) Coil can be rotated at 180° intervals \* Air conn. module (item IV) mounted onto stacking valve (item II) permits additional air supply from right hand side. End valve (item III) not required.  
I = Inlet valve, II = Stacking valve, III = End valve