

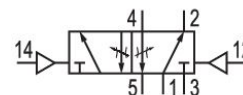
5/2-directional valve, Series 740-CP

2023-11-27

5717461000

Series 740

Qn = [[700-950]l/min]



Technical data

Industry	Industrial
Activation	Pneumatically
Valve type	Diaphragm poppet valve
Sealing principle	Soft seal
Connection type	Pipe connection
Manual override	with detent
Compressed air connection input	Ø 10x1
Compressed air connection output	Ø 10x1
Compressed air connection, exhaust	M14x1
Compressed air connection pilot input	Ø 8x1
Nominal flow Qn	950 l/min
Min. working pressure	2 bar
Max. working pressure	10 bar
Pilot	Internal
Blocking principle	Single base plate principle Plate principle

5/2-directional valve, Series 740-CP

2023-11-27

5717461000

Can be assembled into blocks	Can be assembled into blocks
Corrosion resistance	corrosion-protected
Throttle	with throttle
ATEX	Suitable for ATEX
Min. ambient temperature	-15 °C
Max. ambient temperature	60 °C
Min. medium temperature	-15 °C
Max. medium temperature	60 °C
Medium	Compressed air
Min. oil content of compressed air	0 mg/m ³
Max. oil content of compressed air	5 mg/m ³
Max. particle size	50 µm
Mounting on manifold strip	PRS strip
Weight	0.23 kg

Material

Housing material	Polyoxymethylene
Seal material	Acrylonitrile butadiene rubber
Material, front cover	Polyarylamide
Part No.	5717461000

Technical information

The min. control pressure must be adhered to, since otherwise faulty switching and valve failure may result!

The pressure dew point must be at least 15 °C less than ambient and medium temperature and may not exceed 3 °C.

The oil content of compressed air must remain constant during the life cycle.

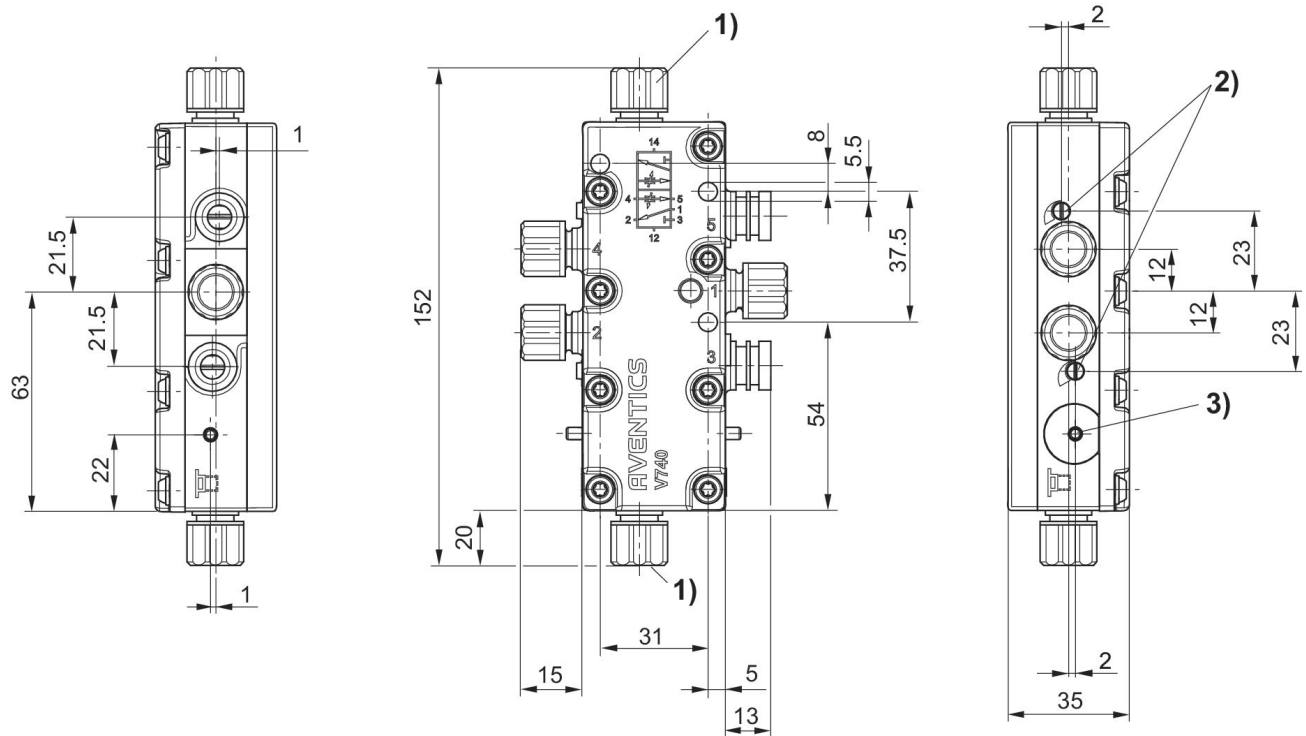
Use only the approved oils from AVENTICS. Further information can be found in the "Technical information" document (available in <https://www.emerson.com/en-us/support>).

5/2-directional valve, Series 740-CP

2023-11-27

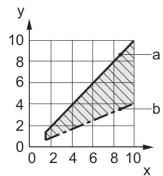
5717461000

Dimensions



1) for pipe $\varnothing 8 \times 1$ 2) flow control screw for exhausts 5 (R) and 3 (S) 3) position indicator

Pilot pressure range



x: operating pressure (bar) y: control pressure (bar) a: maximum control pressure depending on operating pressure b: minimum control pressure depending on operating pressure