

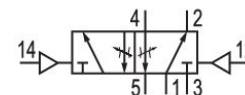

5/2-directional valve, Series 740

2023-11-27

5717460000

Series 740

Qn = [[700-950]l/min]



Technical data

Industry

Industrial

Activation

Pneumatically

Valve type

Diaphragm poppet valve

Sealing principle

Soft seal

Connection type

Pipe connection

Manual override

with detent

Compressed air connection input

Ø 10x1

Compressed air connection output

Ø 10x1

Compressed air connection, exhaust

M14x1

Compressed air connection pilot input

Ø 8x1

Nominal flow Qn

950 l/min

Min. working pressure

1.5 bar

Max. working pressure

10 bar

Pilot

Internal

Blocking principle

Single base plate principle

Plate principle

5/2-directional valve, Series 740

2023-11-27

5717460000

Can be assembled into blocks	Can be assembled into blocks
Throttle	with throttle
ATEX	Suitable for ATEX
Min. ambient temperature	-15 °C
Max. ambient temperature	60 °C
Min. medium temperature	-15 °C
Max. medium temperature	60 °C
Medium	Compressed air
Min. oil content of compressed air	0 mg/m ³
Max. oil content of compressed air	5 mg/m ³
Max. particle size	50 µm
Mounting on manifold strip	PRS strip
Weight	0.23 kg

Material

Housing material	Polyoxymethylene
Seal material	Acrylonitrile butadiene rubber
Part No.	5717460000

Technical information

The min. control pressure must be adhered to, since otherwise faulty switching and valve failure may result!

The pressure dew point must be at least 15 °C less than ambient and medium temperature and may not exceed 3 °C.

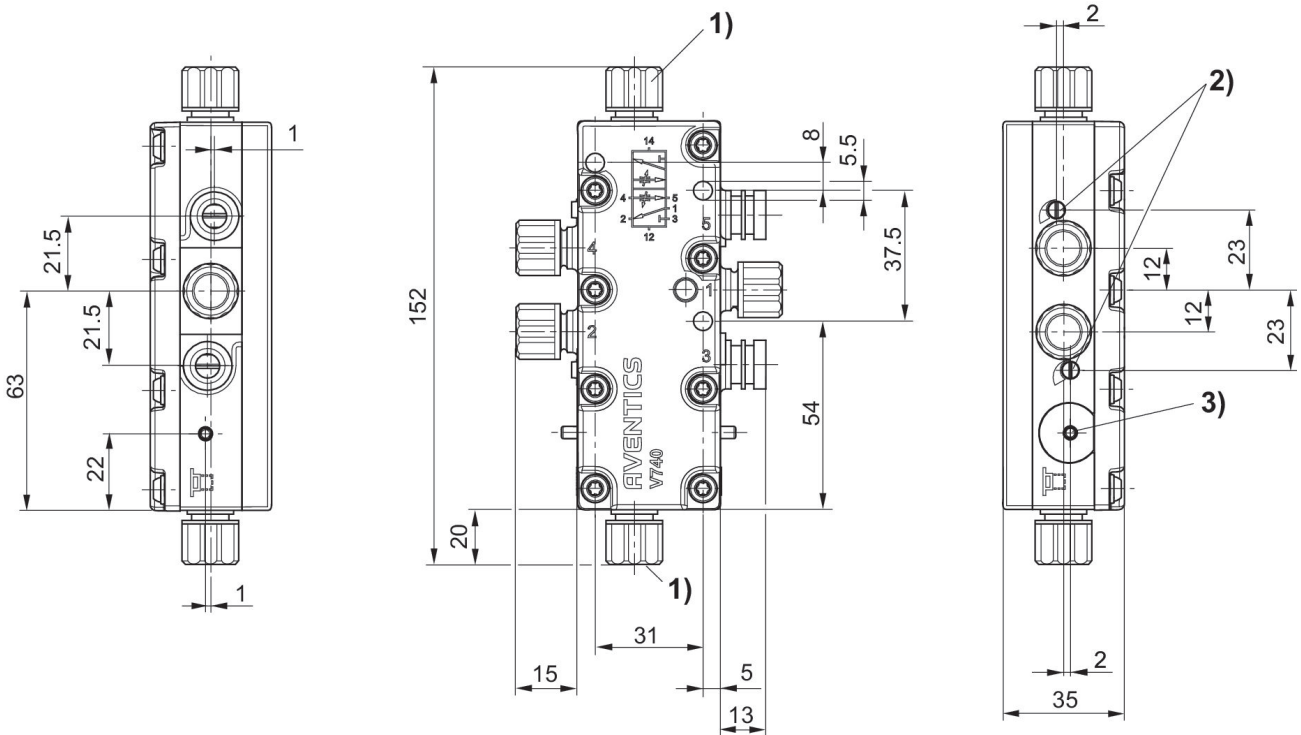
The oil content of compressed air must remain constant during the life cycle.

Use only the approved oils from AVENTICS. Further information can be found in the "Technical information" document (available in <https://www.emerson.com/en-us/support>).

5/2-directional valve, Series 740

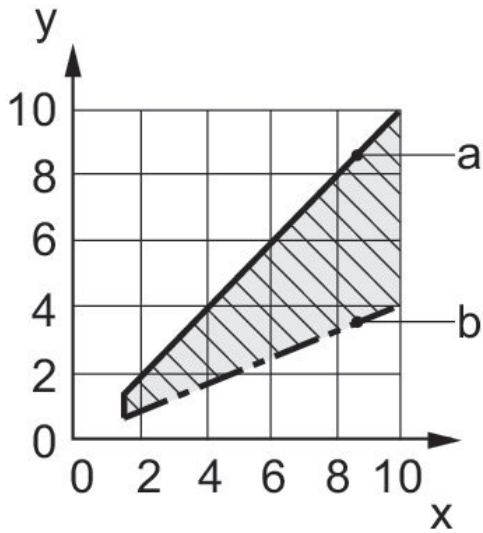
2023-11-27

5717460000



1) for pipe $\varnothing 8 \times 1/2$ flow control screw for exhausts 5 (R) and 3 (S) 3) position indicator

Pilot pressure range



x: operating pressure (bar) y: control pressure (bar) a: maximum control pressure depending on operating pressure b: minimum control pressure depending on operating pressure