Series EBS

AVENTICS™ AVENTICS Series EBS Ejectors

EMERSON™

Series EBS

The AVENTICS Series EBS ejectors are the convincing and talented multi-taskers within the AVENTICS' ejector series. Parallel to the main advantages of this ejector series, these ejectors offer additional benefits due to their enormous versatility.

- Optimized light weight through plastic housing
- 6 performance level selections
- Push-in fitting or thread connection possible
- High vacuum and suction volumes
- One housing with two nozzle sizes
- Flexible mounting options
- High performance at small dimensions
- Wide variety of variants

Product overview

Page

Electrically operated

Ejector, Series EBS 4
push-in fitting
Ejector, Series EBS 6
Thread connection
Ejector, Series EBS 8
push-in fitting - release valve
Ejector, Series EBS 12
Thread connection - release valve
Ejector, Series EBS 15
push-in fitting - electronic adjustable
Ejector, Series EBS 17
Thread connection - electronic adjustable
Ejector, Series EBS 19
push-in fitting - release valve - electronic adjustable
Ejector, Series EBS 22
Thread connection - release valve - electronic adjustable
Ejector, Series EBS 25
Thread connection - release valve - electronic, non-adjustable
Ejector, Series EBS 28
push-in fitting - release valve - electronic, non-adjustable
Ejector, Series EBS 31
Thread connection - electronic, non-adjustable
Ejector, Series EBS 34
push-in fitting - electronic, non-adjustable

Pneumatically operated

Ejector, Series EBS 37
push-in fitting
Ejector, Series EBS 39
push-in fitting
Ejector, Series EBS 42
Thread connection

Accessories EBS

Mounting strip, Series EBS 45
Valve plug connector, series CON-VP 46
Round plug connector, Series CON-RD, open cable ends, straight, 4-pin 47
Silencers, Series EBS 48

Ejector, Series EBS

Activation: Electrically
Silencer material: Polyethylene
Compressed air connection input: Ø 4
Min. ambient temperature: 0 °C
Max. ambient temperature: 50 °C
Min. working pressure: 3 bar
Max. working pressure: 6 bar

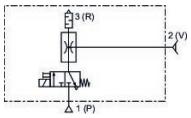

Activation	Type	Switching logic	Nozzle Ø [mm]	Max. vacuum level at p.opt [%]	Max. suction capacity [l/min]	Air consumption at p.opt. [l/min]	Part No.
Electrically	EBS-ET-05-NC	NC (break contact)	0.5	84	7.5	14	R412007764
Electrically	EBS-ET-07-NC	NC (break contact)	0.7	85	16.8	24	R412007765

Dimensions

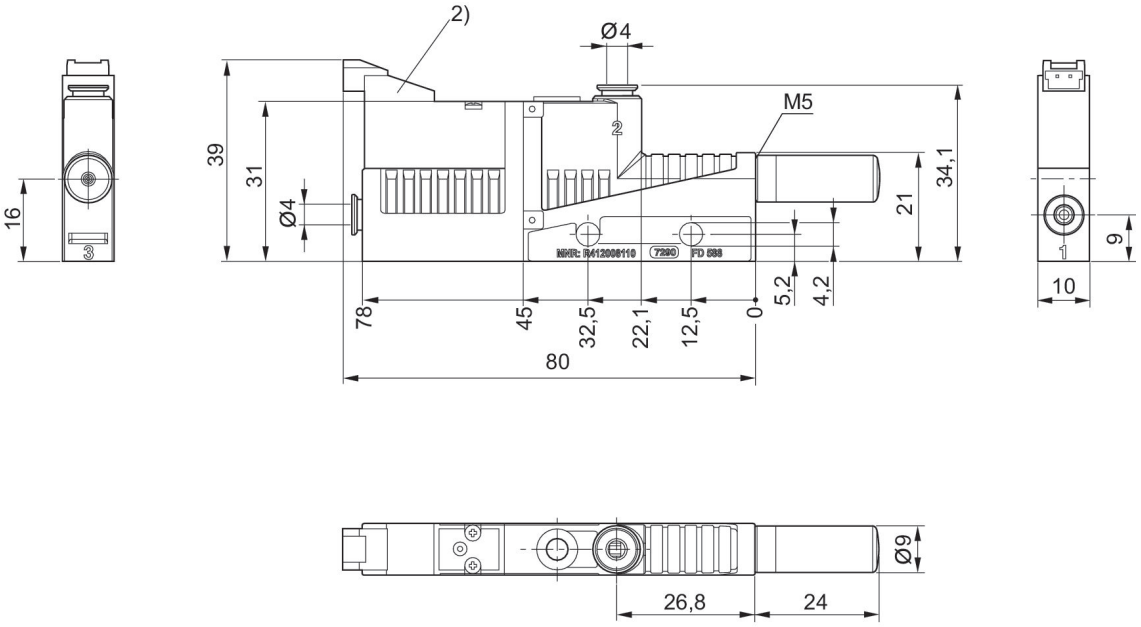

2) Solenoid valve for vacuum ON/OFF

Vacuum p2 depending on working pressure p1

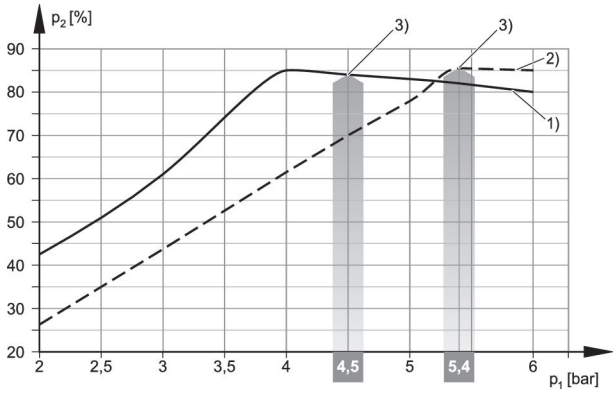

1) = Ø nozzle 0.5 mm 2) = Ø nozzle 0.7 mm
3) optimum working pressure

Suction capacity qs depending on working pressure p1

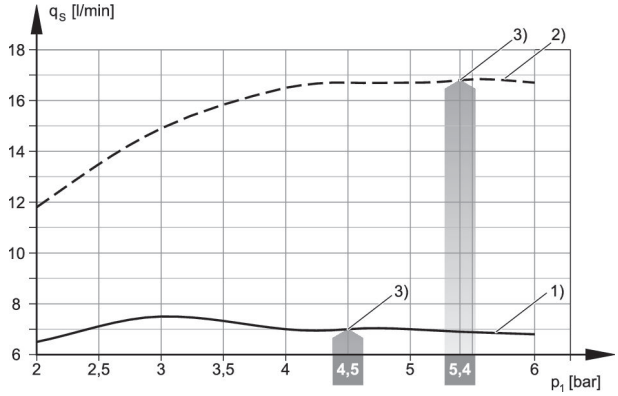

1) = Ø nozzle 0.5 mm 2) = Ø nozzle 0.7 mm
3) optimum working pressure

Evacuation time tE depending on vacuum p2 for 1 l volume (with optimal operating pressure p1opt)

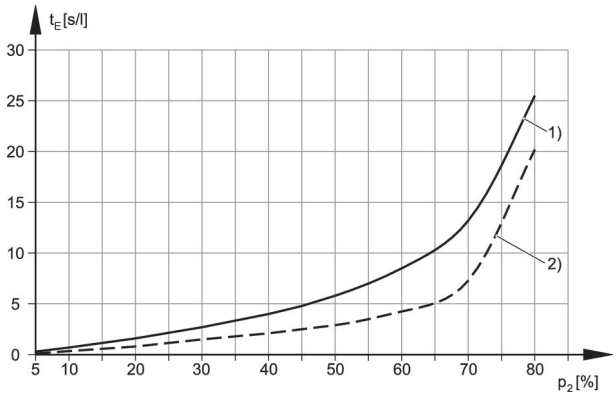

1) = Ø nozzle 0.5 mm 2) = Ø nozzle 0.7 mm

Air consumption qv depending on working pressure p1

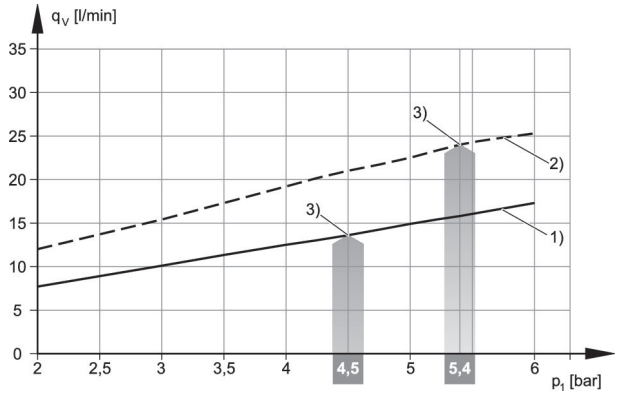

1) = Ø nozzle 0.5 mm 2) = Ø nozzle 0.7 mm
3) optimum working pressure

Ejector, Series EBS

Activation: Electrically
Silencer material: Polyethylene
Compressed air connection input: M5
Min. ambient temperature: 0 °C
Max. ambient temperature: 50 °C
Min. working pressure: 3 bar
Max. working pressure: 6 bar



Activation	Type	Switching logic	Nozzle Ø [mm]	Max. vacuum level at p.opt [%]	Max. suction capacity [l/min]	Air consumption at p.opt. [l/min]	Part No.
Electrically	EBS-ET-05-NC	NC (break contact)	0.5	84	7.5	14	R412007768
Electrically	EBS-ET-07-NC	NC (break contact)	0.7	85	16.8	24	R412007769

Dimensions

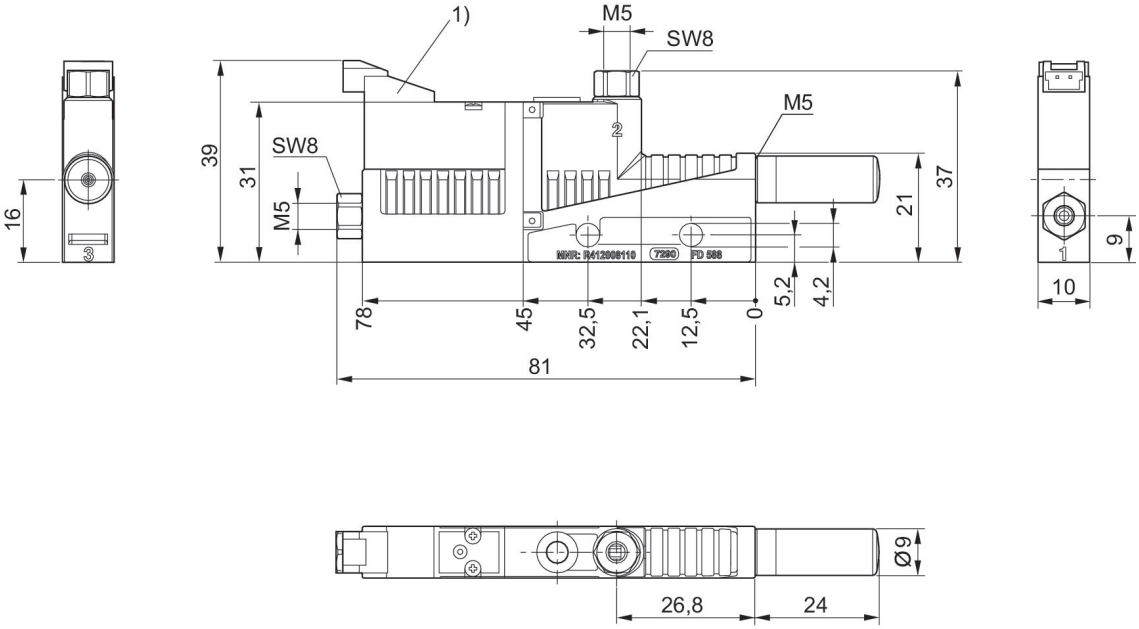

1) Solenoid valve for vacuum ON/OFF

Vacuum p2 depending on working pressure p1

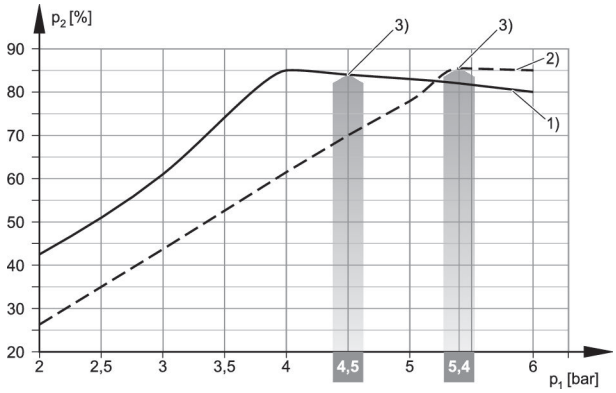

1) = Ø nozzle 0.5 mm 2) = Ø nozzle 0.7 mm
3) optimum working pressure

Suction capacity qs depending on working pressure p1

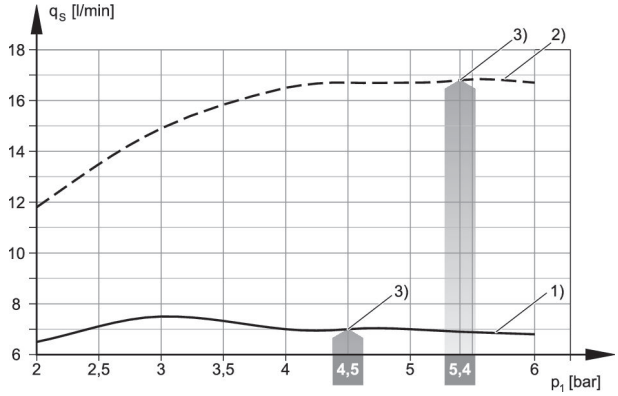

1) = Ø nozzle 0.5 mm 2) = Ø nozzle 0.7 mm
3) optimum working pressure

Evacuation time tE depending on vacuum p2 for 1 l volume (with optimal operating pressure p1opt)

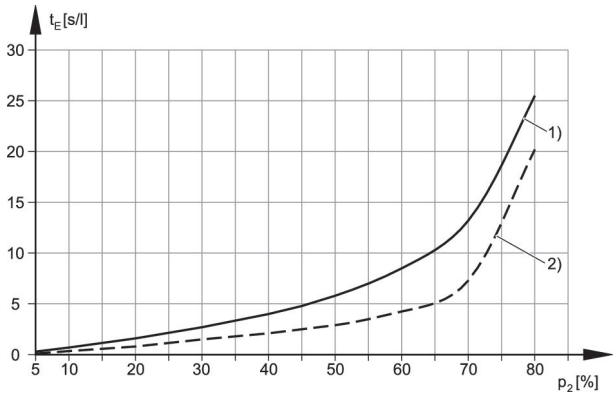

1) = Ø nozzle 0.5 mm 2) = Ø nozzle 0.7 mm

Air consumption qv depending on working pressure p1

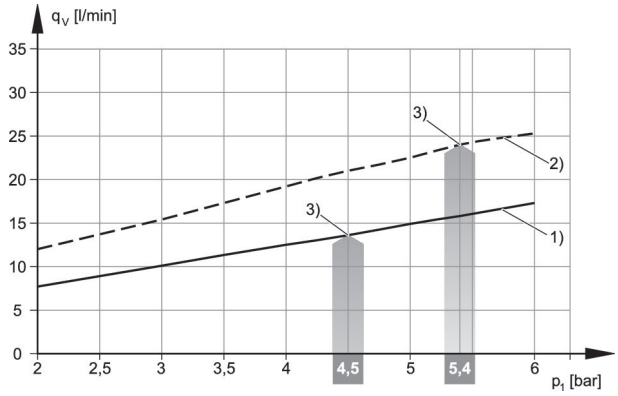

1) = Ø nozzle 0.5 mm 2) = Ø nozzle 0.7 mm
3) optimum working pressure

Ejector, Series EBS

Activation: Electrically
Silencer material: Polyethylene
Min. ambient temperature: 0 °C
Max. ambient temperature: 50 °C
Min. working pressure: 3 bar
Max. working pressure: 6 bar



Activation	Type	Switching logic	Nozzle Ø [mm]	Max. vacuum level at p.opt [%]	Max. suction capacity [l/min]	Air consumption at p.opt. [l/min]	Part No.
Electrically	EBS-ET-05-NC	NC (break contact)	0.5	84	7.5	14	R412007461
Electrically	EBS-ET-07-NC	NC (break contact)	0.7	85	16.8	24	R412007462
Electrically	EBS-ET-10-NO	NO (make contact)	1	86	35	48	R412007463
Electrically	EBS-ET-15-NO	NO (make contact)	1.5	84	71	118	R412007464
Electrically	EBS-ET-20-NO	NO (make contact)	2	86	123	208	R412007465
Electrically	EBS-ET-25-NO	NO (make contact)	2.5	84	223	320	R412007466

R412007461, R412007462

Dimensions

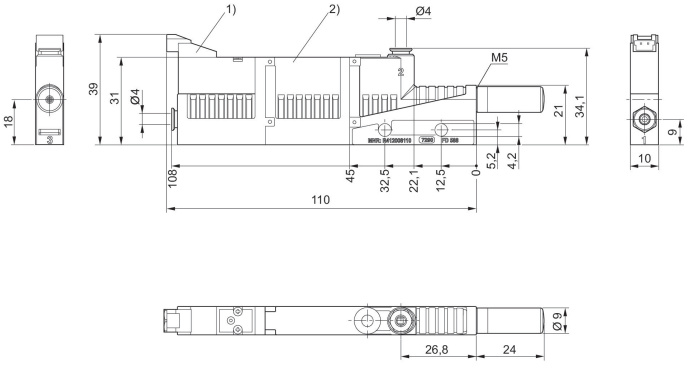

1) Solenoid valve for vacuum ON/OFF
2) Release valve from memory

R412007463, R412007464

Dimensions

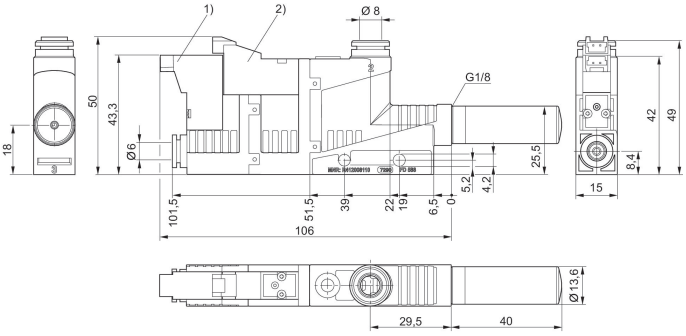

1) Solenoid valve for vacuum ON/OFF
2) Solenoid valve for release pulse

R412007465, R412007466

Dimensions

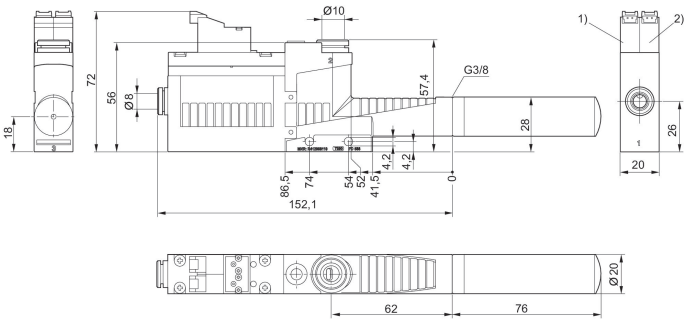

1) Solenoid valve for vacuum ON/OFF
2) Solenoid valve for release pulse

Vacuum p2 depending on working pressure p1

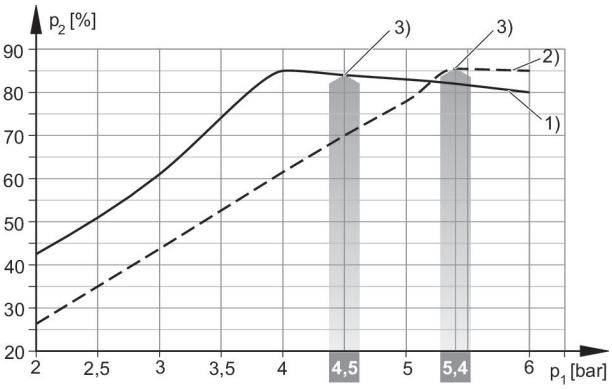

1) = Ø nozzle 0.5 mm 2) = Ø nozzle 0.7 mm
3) optimum working pressure

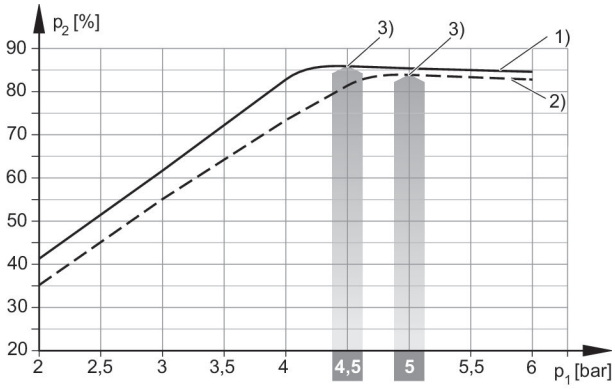

1) = Ø nozzle 1.0 mm 2) = Ø nozzle 1.5 mm
3) optimum working pressure

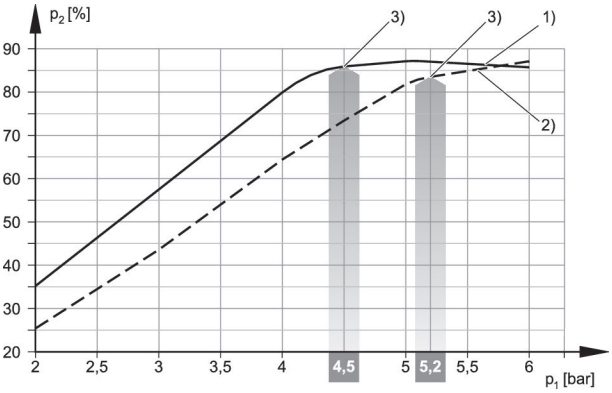

1) = Ø nozzle 2.0 mm 2) = Ø nozzle 2.5 mm
3) optimum working pressure

Suction capacity qs depending on working pressure p1

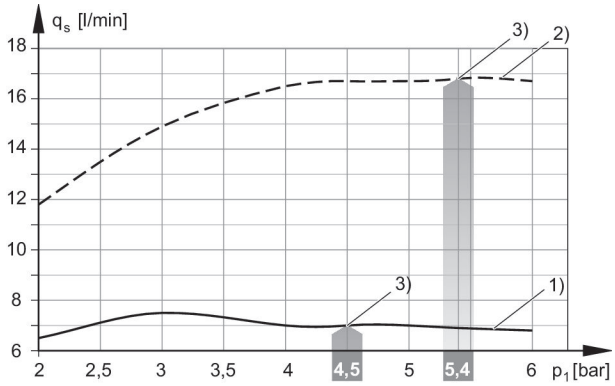

1) = Ø nozzle 0.5 mm 2) = Ø nozzle 0.7 mm
3) optimum working pressure

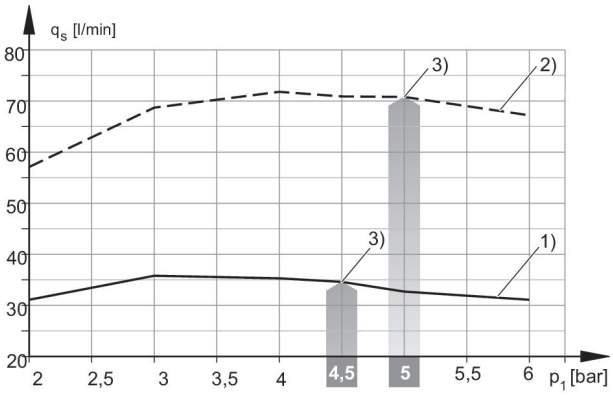

1) = Ø nozzle 1.0 mm 2) = Ø nozzle 1.5 mm
3) optimum working pressure

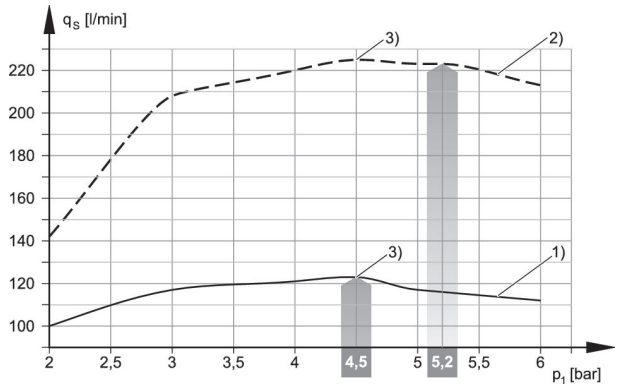

1) = Ø nozzle 2.0 mm 2) = Ø nozzle 2.5 mm
3) optimum working pressure

Evacuation time tE depending on vacuum p2 for 1 l volume (with optimal operating pressure p1opt)

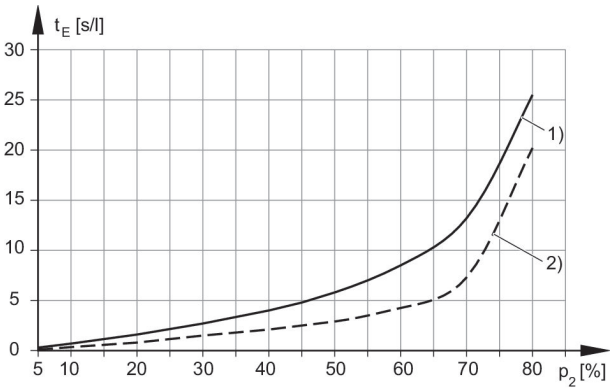

1) = Ø nozzle 0.5 mm 2) = Ø nozzle 0.7 mm

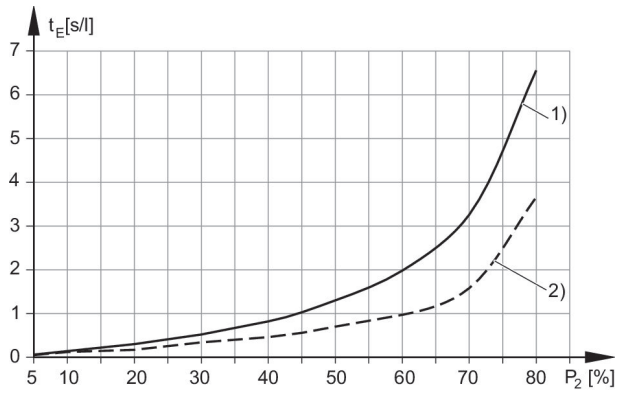

1) = Ø nozzle 1.0 mm 2) = Ø nozzle 1.5 mm

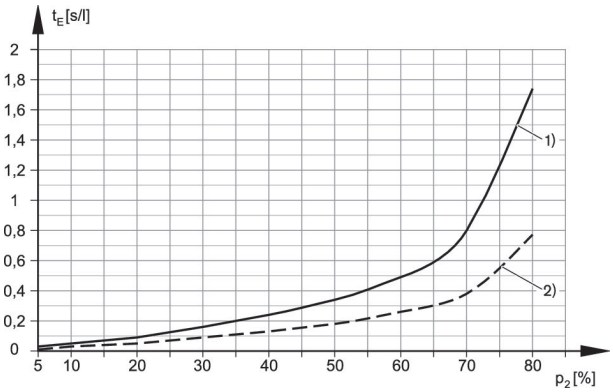

1) = Ø nozzle 2.0 mm 2) = Ø nozzle 2.5 mm

Air consumption qv depending on working pressure p1

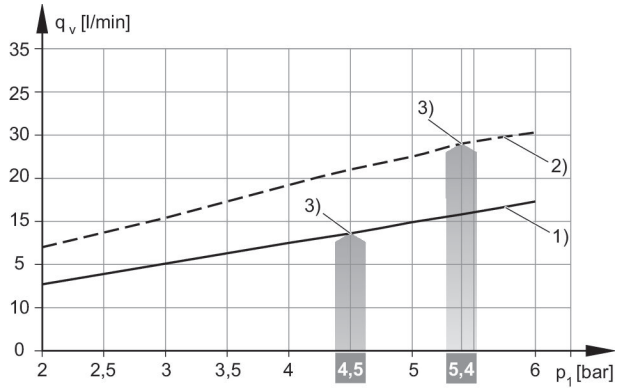

1) = Ø nozzle 0.5 mm 2) = Ø nozzle 0.7 mm
3) optimum working pressure

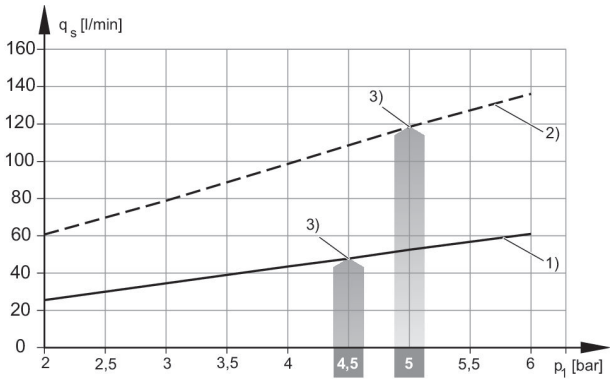

1) = Ø nozzle 1.0 mm 2) = Ø nozzle 1.5 mm
3) optimum working pressure

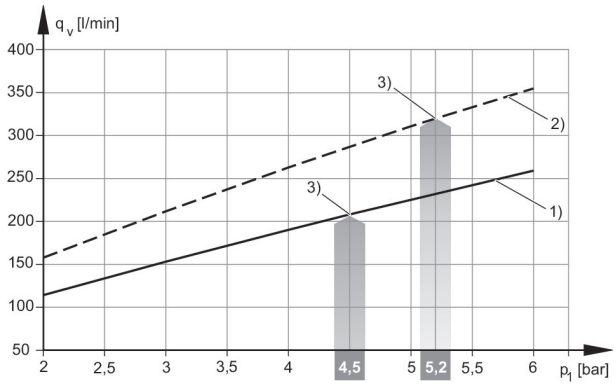

1) = Ø nozzle 2.0 mm 2) = Ø nozzle 2.5 mm
3) optimum working pressure

Ejector, Series EBS

Activation: Electrically
Silencer material: Polyethylene
Min. ambient temperature: 0 °C
Max. ambient temperature: 50 °C
Min. working pressure: 3 bar
Max. working pressure: 6 bar



Activation	Type	Switching logic	Nozzle Ø [mm]	Max. vacuum level at p.opt [%]	Max. suction capacity [l/min]	Air consumption at p.opt. [l/min]	Part No.
Electrically	EBS-ET-05-NC	NC (break contact)	0.5	84	7.5	14	R412007485
Electrically	EBS-ET-07-NC	NC (break contact)	0.7	85	16.8	24	R412007486
Electrically	EBS-ET-10-NO	NO (make contact)	1	86	35	48	R412007487
Electrically	EBS-ET-15-NO	NO (make contact)	1.5	84	71	118	R412007488
Electrically	EBS-ET-20-NO	NO (make contact)	2	86	123	208	R412007489
Electrically	EBS-ET-25-NO	NO (make contact)	2.5	84	223	320	R412007490

Fig. 1

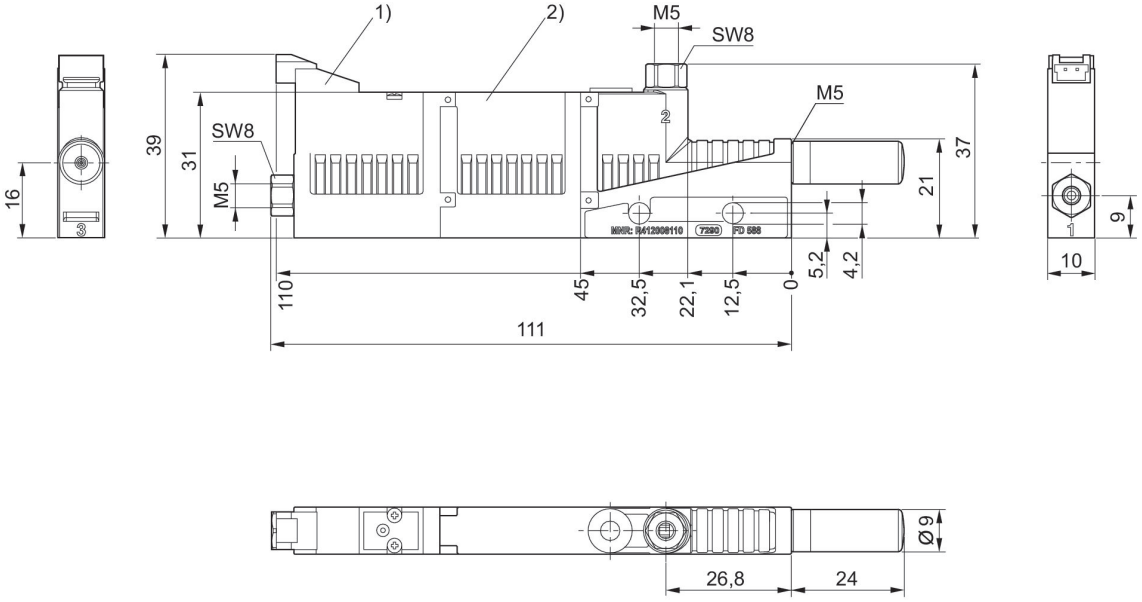

1) Solenoid valve for vacuum ON/OFF
2) Release valve from memory

Vacuum p2 depending on working pressure p1

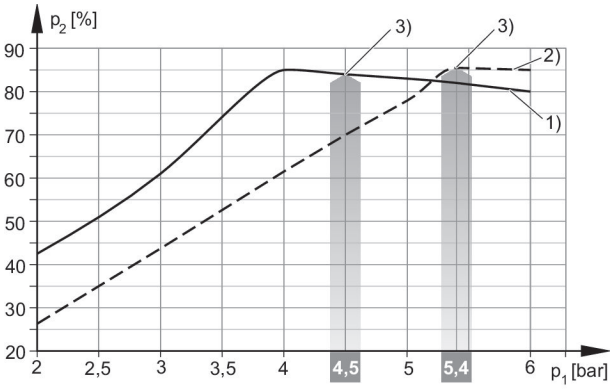

1) = Ø nozzle 0.5 mm 2) = Ø nozzle 0.7 mm
3) optimum working pressure

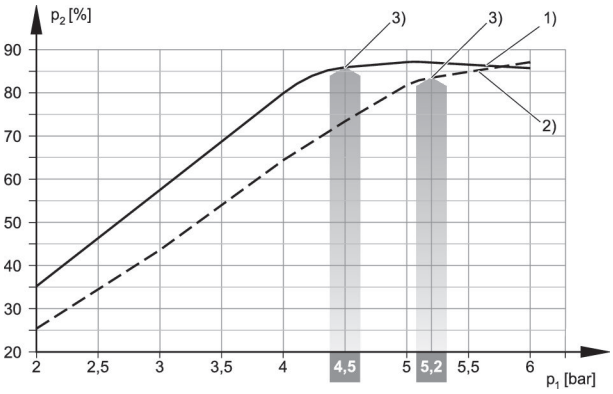

1) = Ø nozzle 2.0 mm 2) = Ø nozzle 2.5 mm
3) optimum working pressure

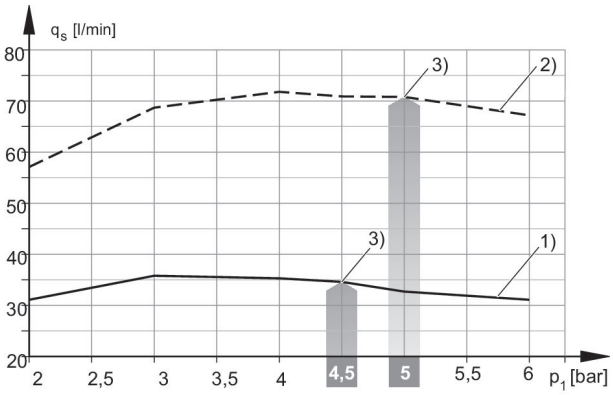

1) = Ø nozzle 1.0 mm 2) = Ø nozzle 1.5 mm
3) optimum working pressure

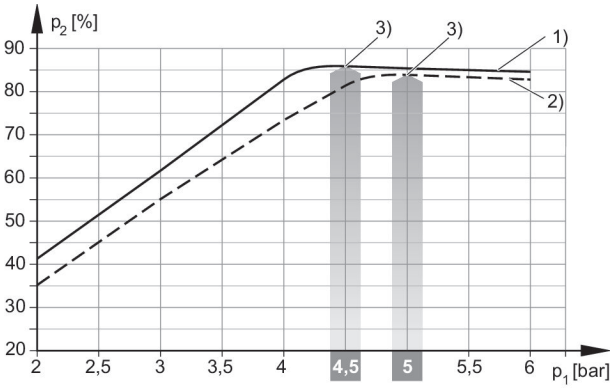

1) = Ø nozzle 1.0 mm 2) = Ø nozzle 1.5 mm
3) optimum working pressure

Suction capacity qs depending on working pressure p1

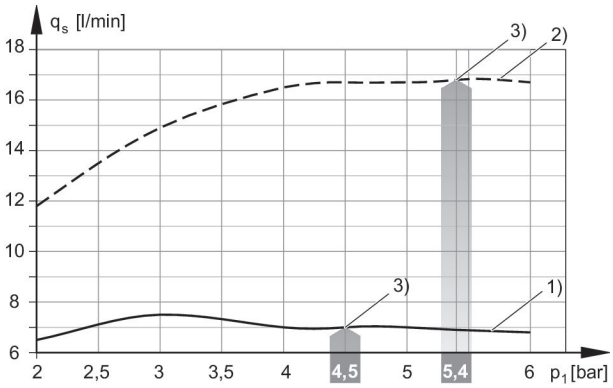

1) = Ø nozzle 0.5 mm 2) = Ø nozzle 0.7 mm
3) optimum working pressure

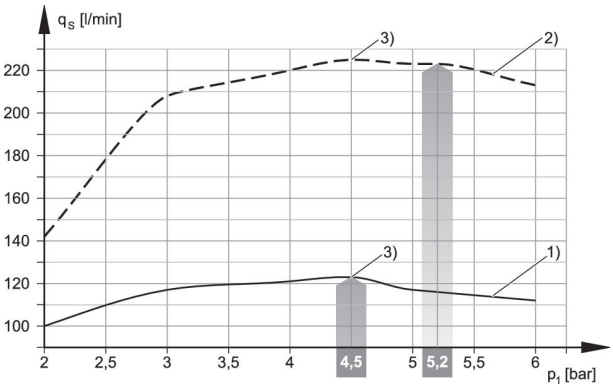

1) = Ø nozzle 2.0 mm 2) = Ø nozzle 2.5 mm
3) optimum working pressure

Evacuation time tE depending on vacuum p2 for 1 l volume (with optimal operating pressure p1opt)

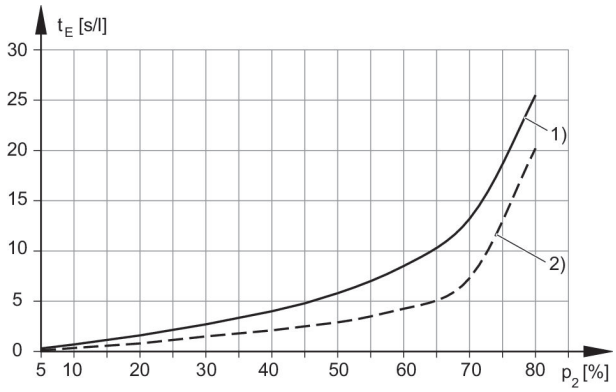

1) = Ø nozzle 0.5 mm 2) = Ø nozzle 0.7 mm

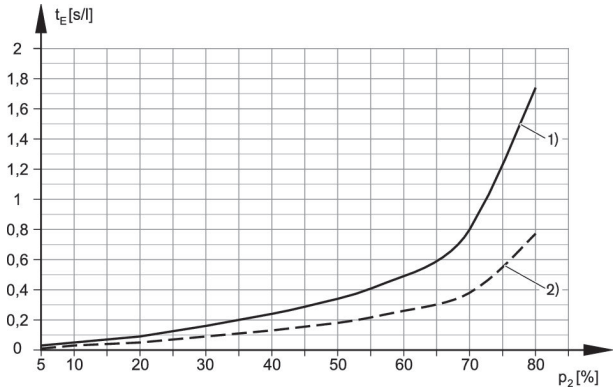

1) = Ø nozzle 2.0 mm 2) = Ø nozzle 2.5 mm

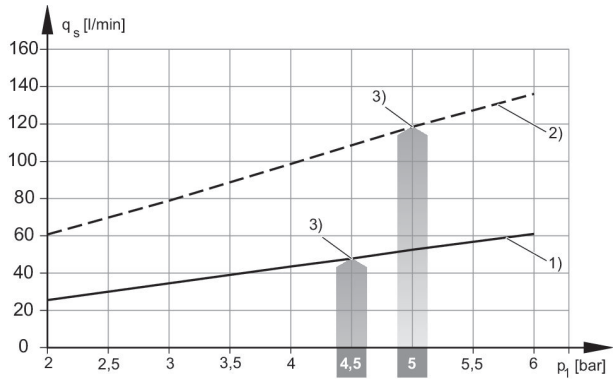

1) = Ø nozzle 1.0 mm 2) = Ø nozzle 1.5 mm
3) optimum working pressure

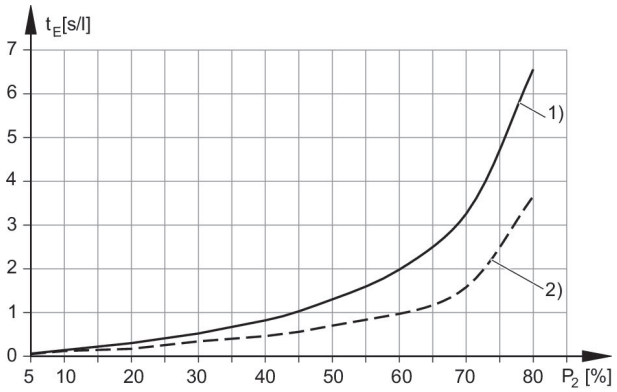

1) = Ø nozzle 1.0 mm 2) = Ø nozzle 1.5 mm

Air consumption qv depending on working pressure p1

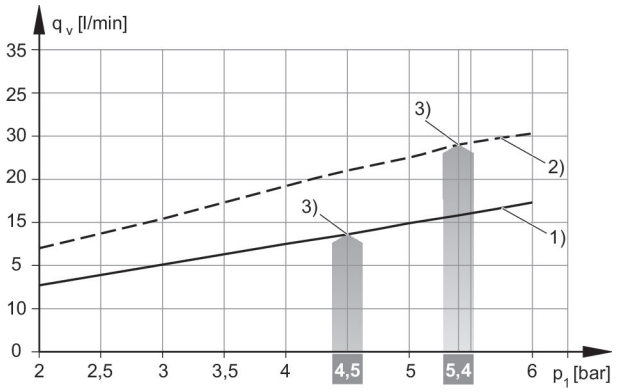

1) = Ø nozzle 0.5 mm 2) = Ø nozzle 0.7 mm
3) optimum working pressure

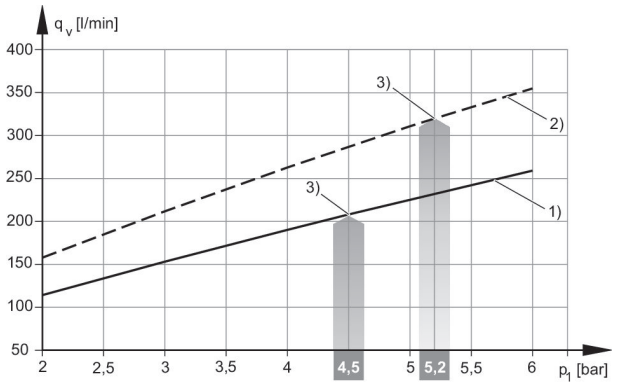

1) = Ø nozzle 2.0 mm 2) = Ø nozzle 2.5 mm
3) optimum working pressure

Ejector, Series EBS

Activation: Electrically
Silencer material: Polyethylene
Duty cycle: 100 %
Min. ambient temperature: 0 °C
Max. ambient temperature: 50 °C
Min. working pressure: 3 bar
Max. working pressure: 6 bar



Activation	Type	Switching logic	Nozzle Ø [mm]	Max. vacuum level at p.opt [%]	Max. suction capacity [l/min]	Air consumption at p.opt. [l/min]	Part No.
Electrically	EBS-ET-05-NC	NC (break contact)	0.5	84	7.5	14	R412010166
Electrically	EBS-ET-07-NC	NC (break contact)	0.7	85	16.8	24	R412010167

Dimensions

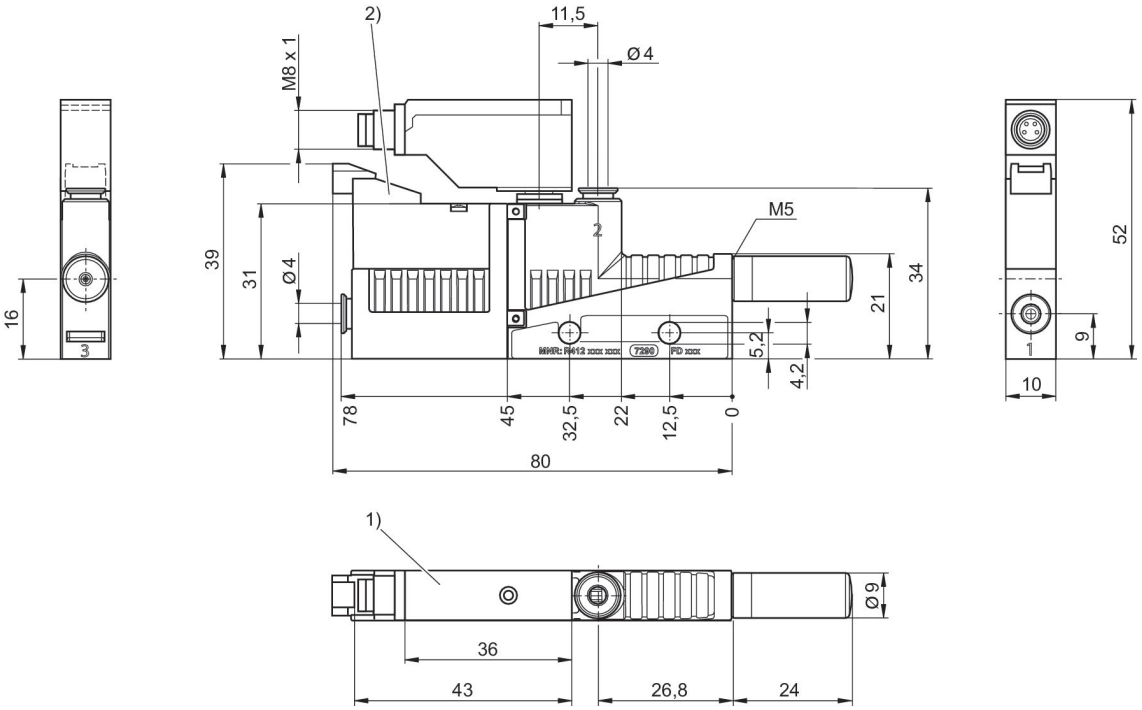

1) vacuum switch is rotatable and exchangeable
2) Solenoid valve for vacuum ON/OFF

Vacuum p2 depending on working pressure p1

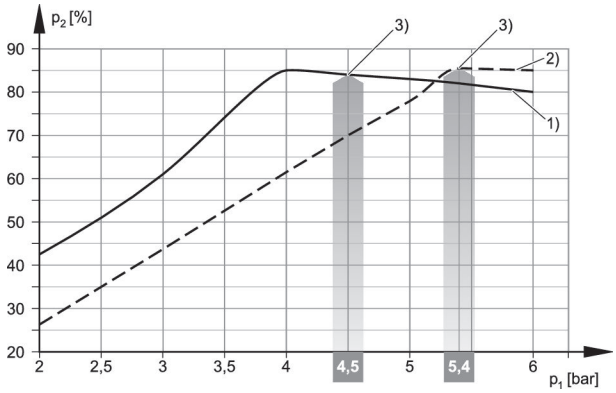

1) = Ø nozzle 0.5 mm 2) = Ø nozzle 0.7 mm
3) optimum working pressure

Suction capacity qs depending on working pressure p1

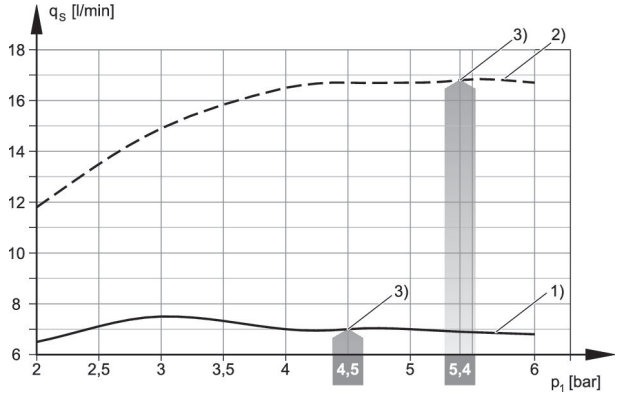

1) = Ø nozzle 0.5 mm 2) = Ø nozzle 0.7 mm
3) optimum working pressure

Evacuation time tE depending on vacuum p2 for 1 l volume (with optimal operating pressure p1opt)

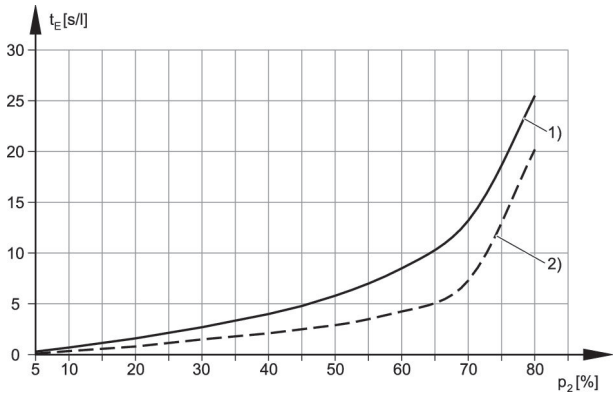

1) = Ø nozzle 0.5 mm 2) = Ø nozzle 0.7 mm

Air consumption qv depending on working pressure p1

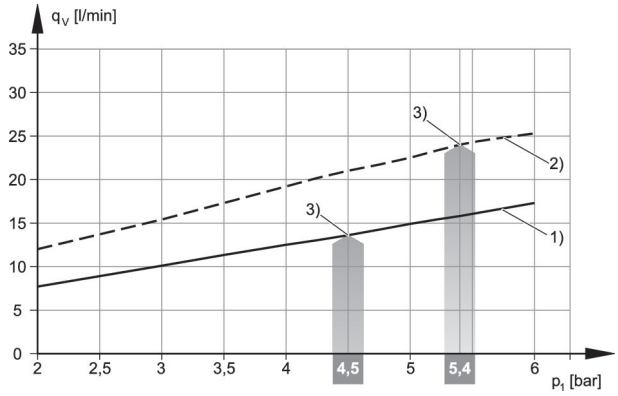

1) = Ø nozzle 0.5 mm 2) = Ø nozzle 0.7 mm
3) optimum working pressure

Ejector, Series EBS

Activation: Electrically
Silencer material: Polyethylene
Duty cycle: 100 %
Min. ambient temperature: 0 °C
Max. ambient temperature: 50 °C
Min. working pressure: 3 bar
Max. working pressure: 6 bar



Activation	Type	Switching logic	Nozzle Ø [mm]	Max. vacuum level at p.opt [%]	Max. suction capacity [l/min]	Air consumption at p.opt. [l/min]	Part No.
Electrically	EBS-ET-05-NC	NC (break contact)	0.5	84	7.5	14	R412010174
Electrically	EBS-ET-07-NC	NC (break contact)	0.7	85	16.8	24	R412010175

Dimensions

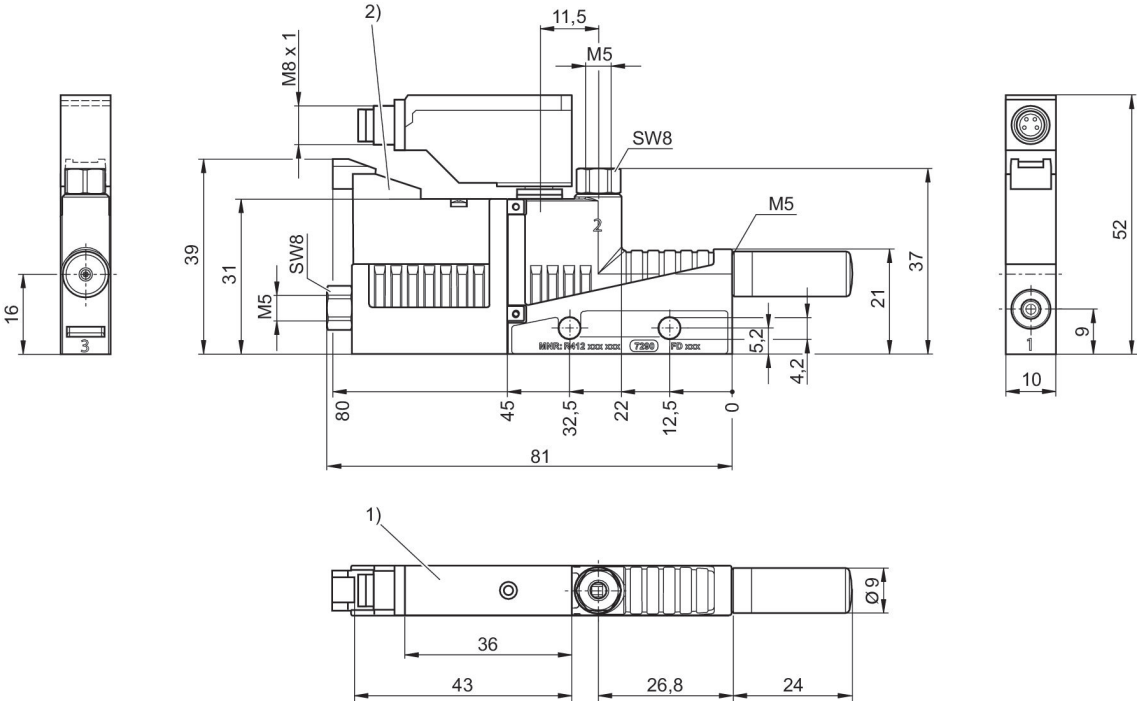

1) vacuum switch is rotatable and exchangeable
2) Solenoid valve for vacuum ON/OFF

Vacuum p2 depending on working pressure p1

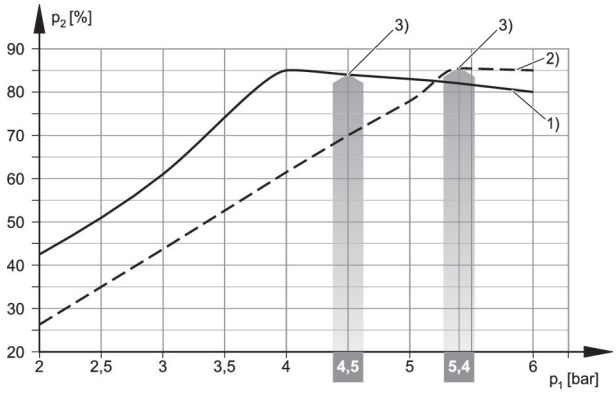

1) = Ø nozzle 0.5 mm 2) = Ø nozzle 0.7 mm
3) optimum working pressure

Suction capacity qs depending on working pressure p1

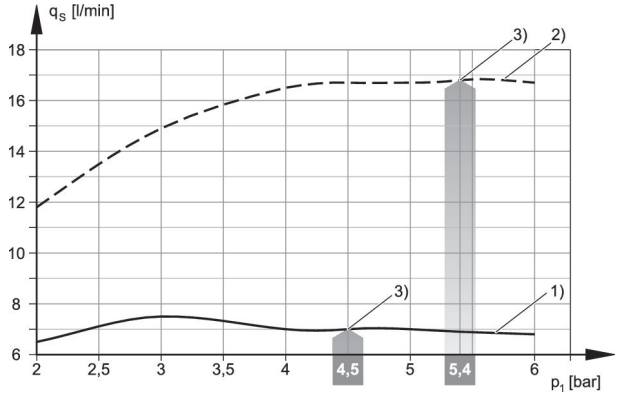

1) = Ø nozzle 0.5 mm 2) = Ø nozzle 0.7 mm
3) optimum working pressure

Evacuation time tE depending on vacuum p2 for 1 l volume (with optimal operating pressure p1opt)

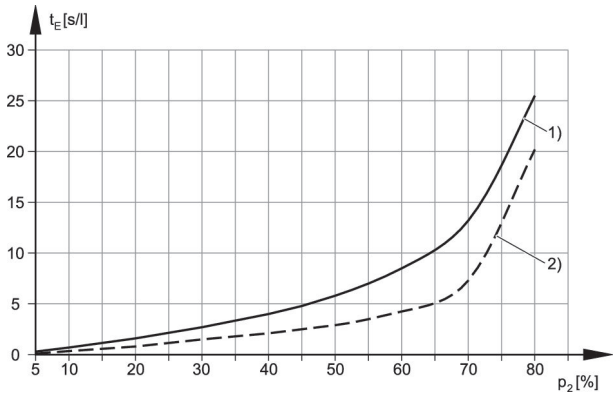

1) = Ø nozzle 0.5 mm 2) = Ø nozzle 0.7 mm

Air consumption qv depending on working pressure p1

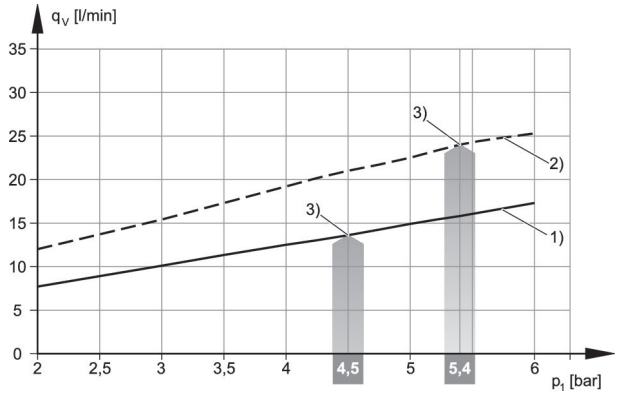

1) = Ø nozzle 0.5 mm 2) = Ø nozzle 0.7 mm
3) optimum working pressure

Ejector, Series EBS

Activation: Electrically
Silencer material: Polyethylene
Duty cycle: 100 %
Min. ambient temperature: 0 °C
Max. ambient temperature: 50 °C
Min. working pressure: 3 bar
Max. working pressure: 6 bar



Activation	Type	Switching logic	Nozzle Ø [mm]	Max. vacuum level at p.opt [%]	Max. suction capacity [l/min]	Air consumption at p.opt. [l/min]	Part No.
Electrically	EBS-ET-05-NC	NC (break contact)	0.5	84	7.5	14	R412010168
Electrically	EBS-ET-07-NC	NC (break contact)	0.7	85	16.8	24	R412010169
Electrically	EBS-ET-10-NO	NO (make contact)	1	86	35	48	R412010170
Electrically	EBS-ET-15-NO	NO (make contact)	1.5	84	71	118	R412010171
Electrically	EBS-ET-20-NO	NO (make contact)	2	86	123	208	R412010172
Electrically	EBS-ET-25-NO	NO (make contact)	2.5	84	223	320	R412010173

Fig. 2

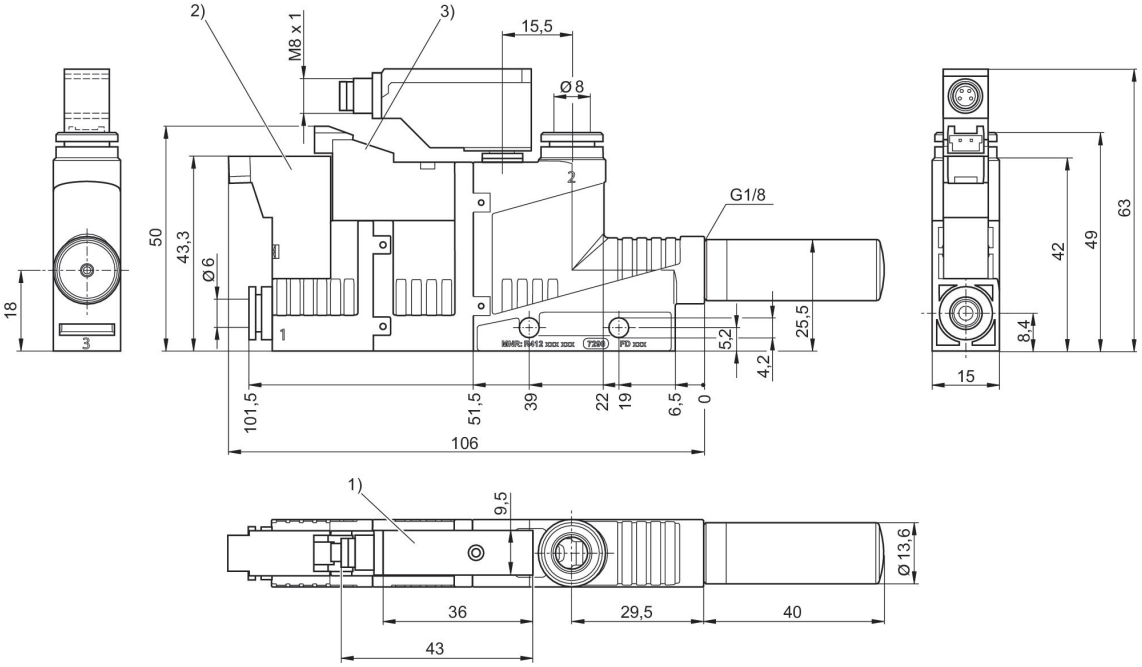

1) vacuum switch is rotatable and exchangeable
2) Solenoid valve for vacuum ON/OFF
3) Solenoid valve for release pulse

Vacuum p2 depending on working pressure p1

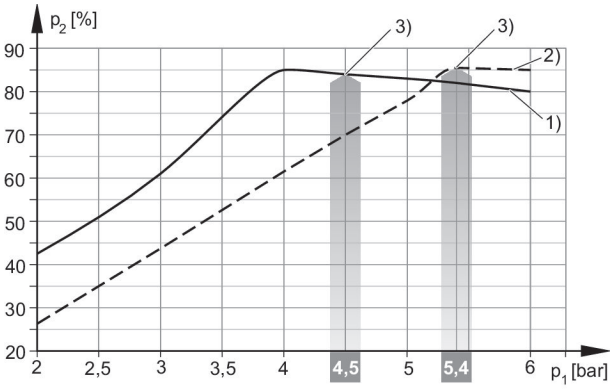

1) = Ø nozzle 0.5 mm 2) = Ø nozzle 0.7 mm
3) optimum working pressure

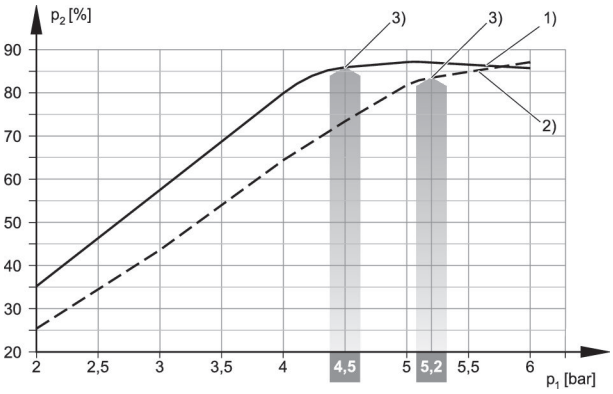

1) = Ø nozzle 2.0 mm 2) = Ø nozzle 2.5 mm
3) optimum working pressure

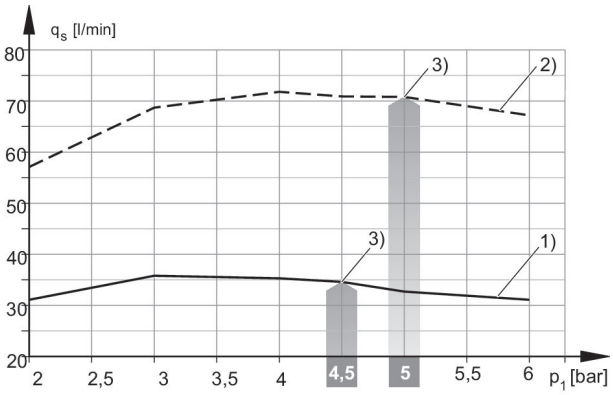

1) = Ø nozzle 1.0 mm 2) = Ø nozzle 1.5 mm
3) optimum working pressure

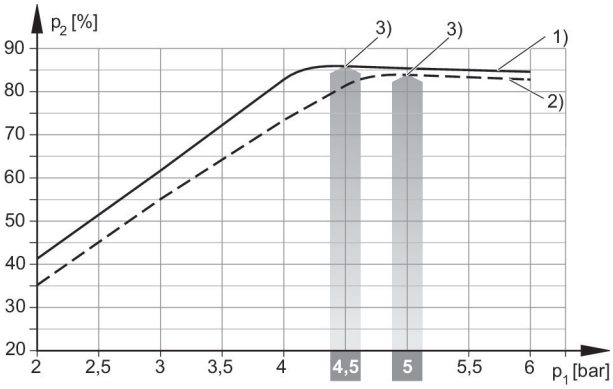

1) = Ø nozzle 1.0 mm 2) = Ø nozzle 1.5 mm
3) optimum working pressure

Suction capacity qs depending on working pressure p1

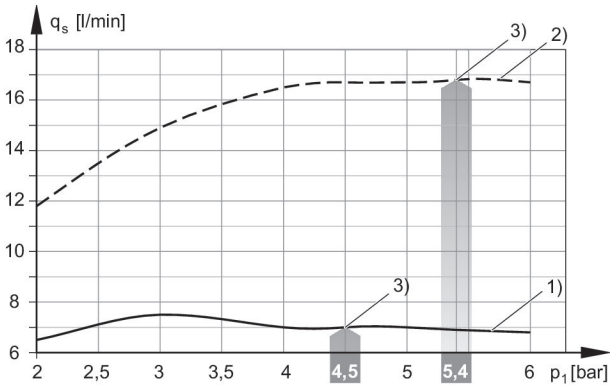

1) = Ø nozzle 0.5 mm 2) = Ø nozzle 0.7 mm
3) optimum working pressure

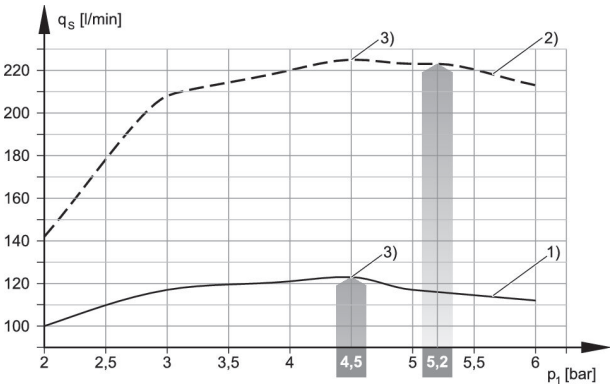

1) = Ø nozzle 2.0 mm 2) = Ø nozzle 2.5 mm
3) optimum working pressure

Evacuation time tE depending on vacuum p2 for 1 l volume (with optimal operating pressure p1opt)

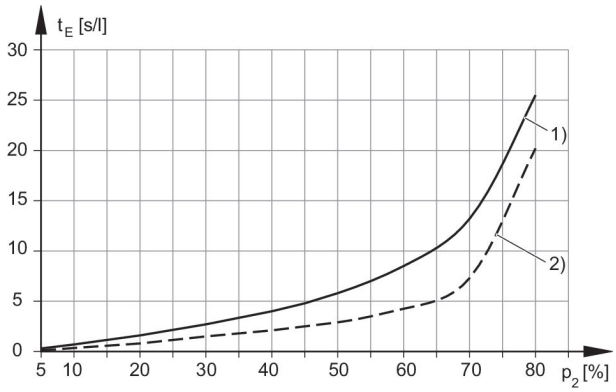

1) = Ø nozzle 0.5 mm 2) = Ø nozzle 0.7 mm

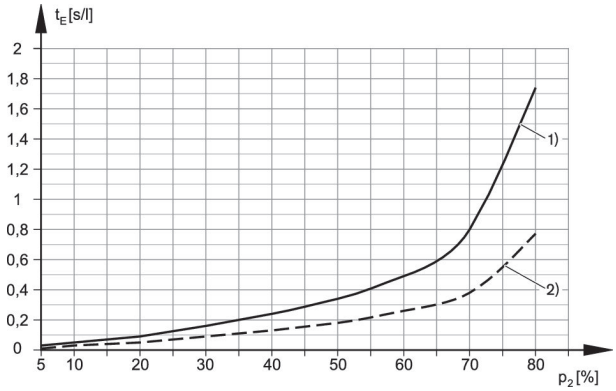

1) = Ø nozzle 2.0 mm 2) = Ø nozzle 2.5 mm

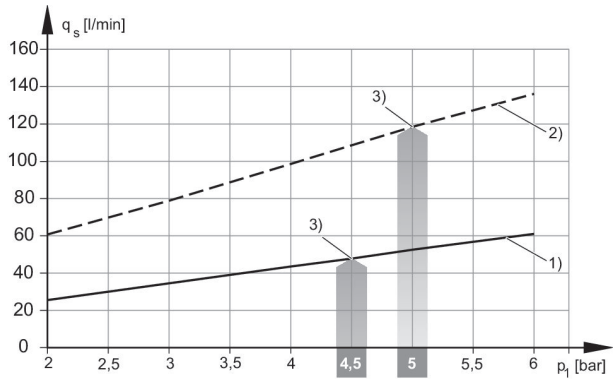

1) = Ø nozzle 1.0 mm 2) = Ø nozzle 1.5 mm
3) optimum working pressure

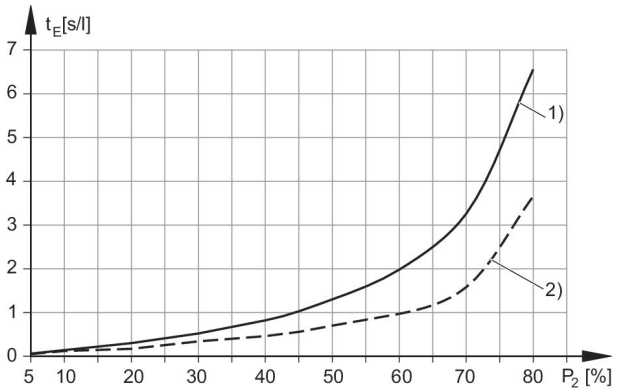

1) = Ø nozzle 1.0 mm 2) = Ø nozzle 1.5 mm

Air consumption qv depending on working pressure p1

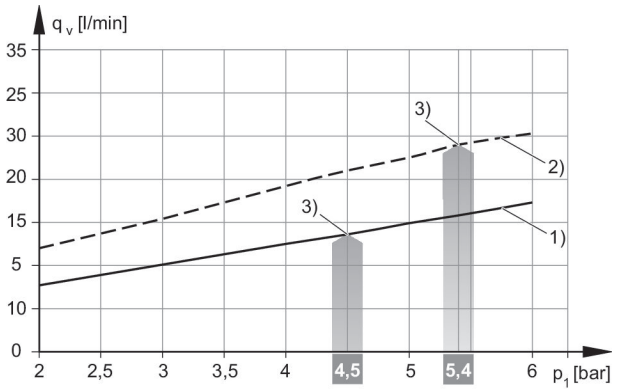

1) = Ø nozzle 0.5 mm 2) = Ø nozzle 0.7 mm
3) optimum working pressure

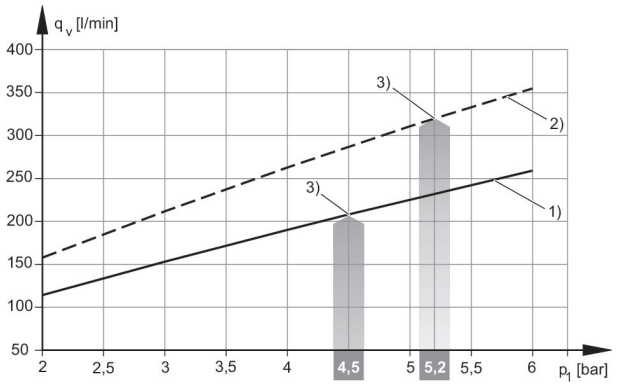

1) = Ø nozzle 2.0 mm 2) = Ø nozzle 2.5 mm
3) optimum working pressure

Ejector, Series EBS

Activation: Electrically
Silencer material: Polyethylene
Duty cycle: 100 %
Min. ambient temperature: 0 °C
Max. ambient temperature: 50 °C
Min. working pressure: 3 bar
Max. working pressure: 6 bar



Activation	Type	Switching logic	Nozzle Ø [mm]	Max. vacuum level at p.opt [%]	Max. suction capacity [l/min]	Air consumption at p.opt. [l/min]	Part No.
Electrically	EBS-ET-05-NC	NC (break contact)	0.5	84	7.5	14	R412010176
Electrically	EBS-ET-07-NC	NC (break contact)	0.7	85	16.8	24	R412010177
Electrically	EBS-ET-10-NO	NO (make contact)	1	86	35	48	R412010178
Electrically	EBS-ET-15-NO	NO (make contact)	1.5	84	71	118	R412010179
Electrically	EBS-ET-20-NO	NO (make contact)	2	86	123	208	R412010180
Electrically	EBS-ET-25-NO	NO (make contact)	2.5	84	223	320	R412010181

Fig. 2

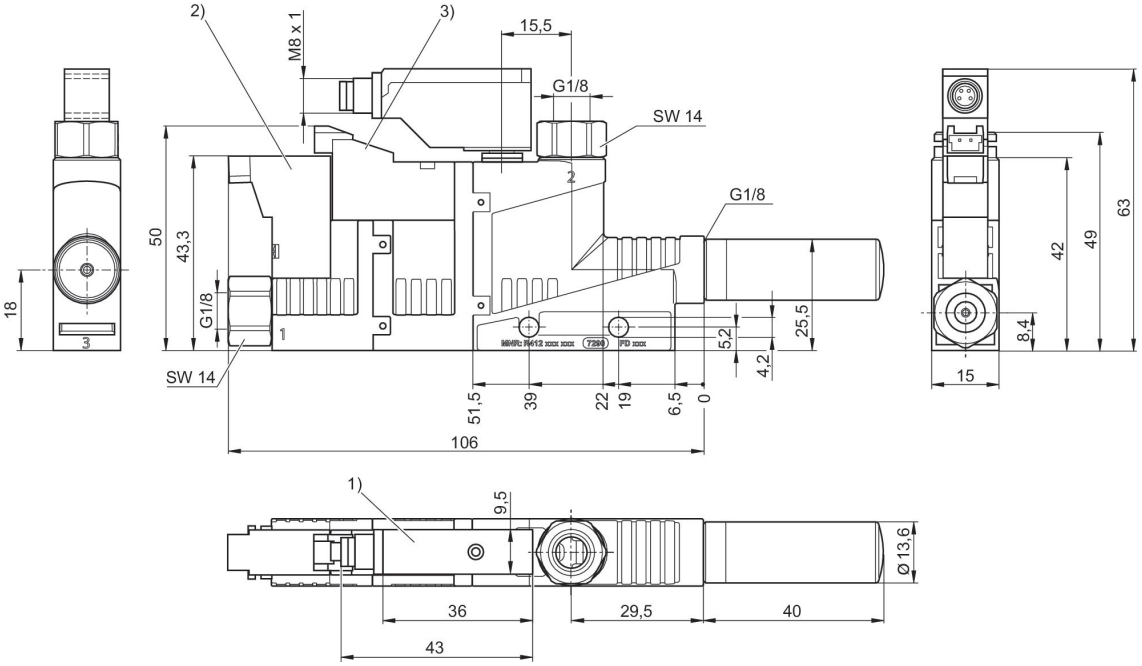

1) vacuum switch is rotatable and exchangeable
2) Solenoid valve for vacuum ON/OFF
3) Solenoid valve for release pulse

Vacuum p2 depending on working pressure p1

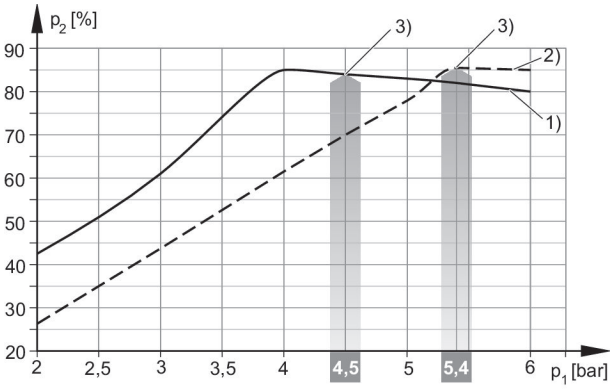

1) = Ø nozzle 0.5 mm 2) = Ø nozzle 0.7 mm
3) optimum working pressure

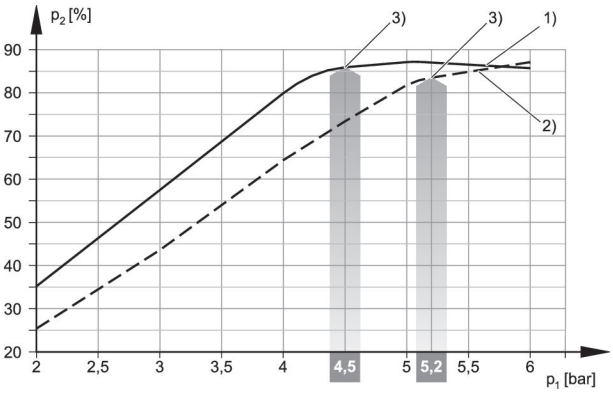

1) = Ø nozzle 2.0 mm 2) = Ø nozzle 2.5 mm
3) optimum working pressure

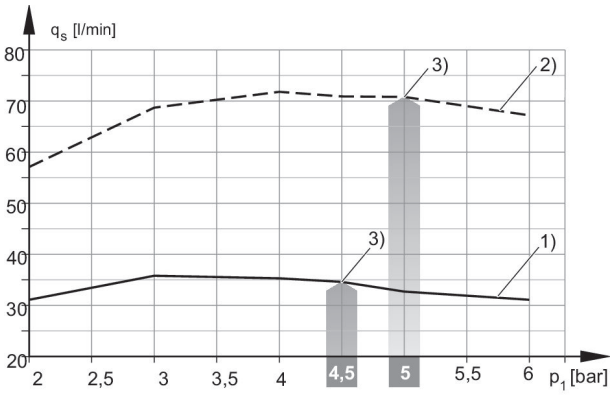

1) = Ø nozzle 1.0 mm 2) = Ø nozzle 1.5 mm
3) optimum working pressure

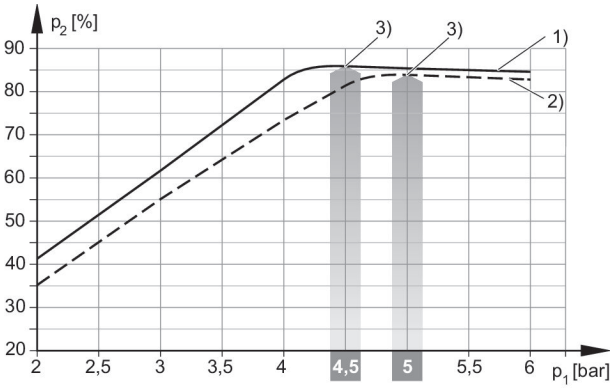

1) = Ø nozzle 1.0 mm 2) = Ø nozzle 1.5 mm
3) optimum working pressure

Suction capacity qs depending on working pressure p1

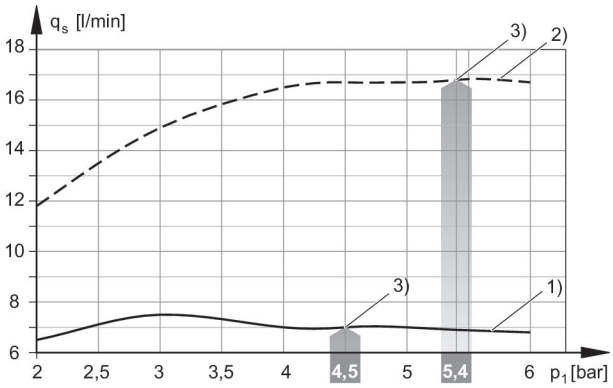

1) = Ø nozzle 0.5 mm 2) = Ø nozzle 0.7 mm
3) optimum working pressure

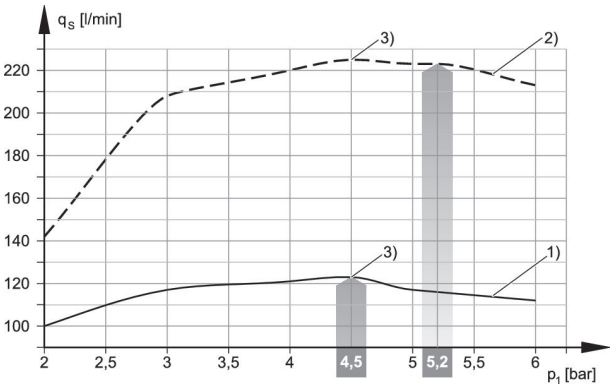

1) = Ø nozzle 2.0 mm 2) = Ø nozzle 2.5 mm
3) optimum working pressure

Evacuation time tE depending on vacuum p2 for 1 l volume (with optimal operating pressure p1opt)

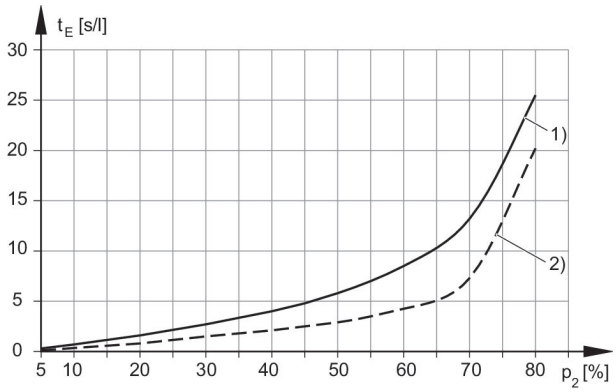

1) = Ø nozzle 0.5 mm 2) = Ø nozzle 0.7 mm

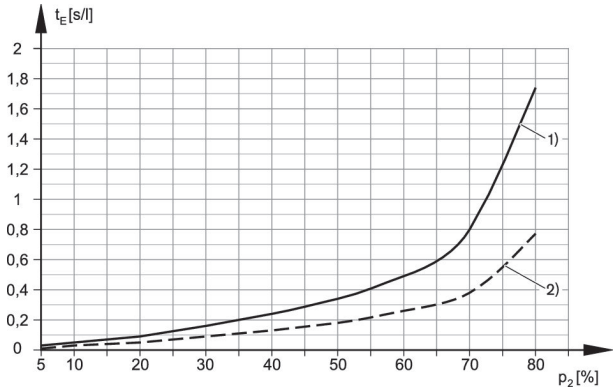

1) = Ø nozzle 2.0 mm 2) = Ø nozzle 2.5 mm

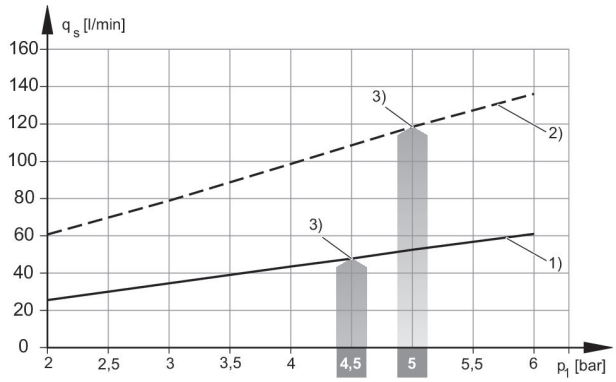

1) = Ø nozzle 1.0 mm 2) = Ø nozzle 1.5 mm
3) optimum working pressure

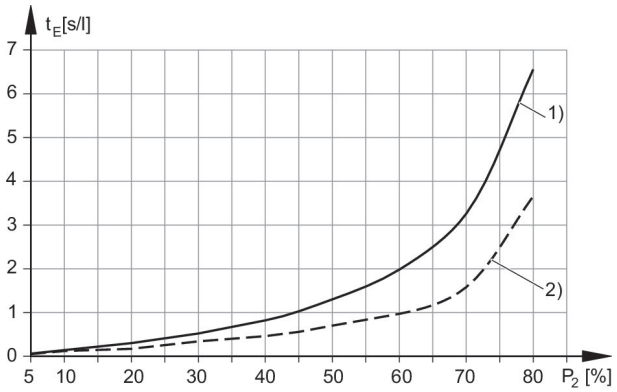

1) = Ø nozzle 1.0 mm 2) = Ø nozzle 1.5 mm

Air consumption qv depending on working pressure p1

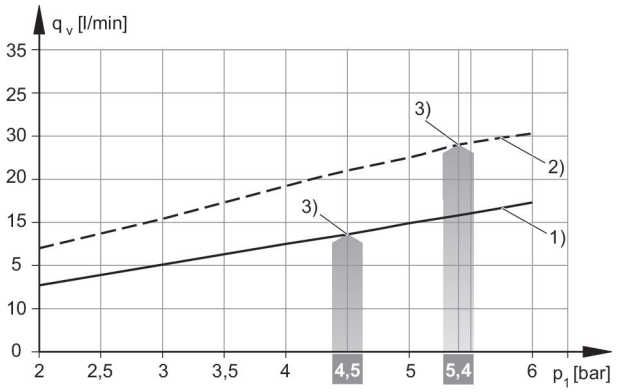

1) = Ø nozzle 0.5 mm 2) = Ø nozzle 0.7 mm
3) optimum working pressure

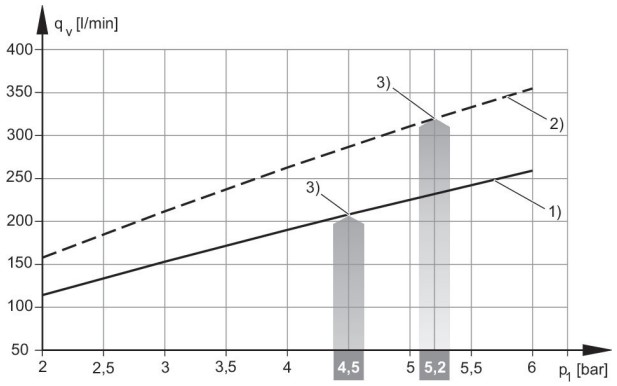

1) = Ø nozzle 2.0 mm 2) = Ø nozzle 2.5 mm
3) optimum working pressure

Ejector, Series EBS

Activation: Electrically
Silencer material: Polyethylene
Min. ambient temperature: 0 °C
Max. ambient temperature: 50 °C
Min. working pressure: 3 bar
Max. working pressure: 6 bar



Activation	Type	Switching logic	Nozzle Ø [mm]	Max. vacuum level at p.opt [%]	Max. suction capacity [l/min]	Air consumption at p.opt. [l/min]	Part No.
Electrically	EBS-ET-25-NO	NO (make contact)	2.5	84	223	320	R412007496

Fig. 3

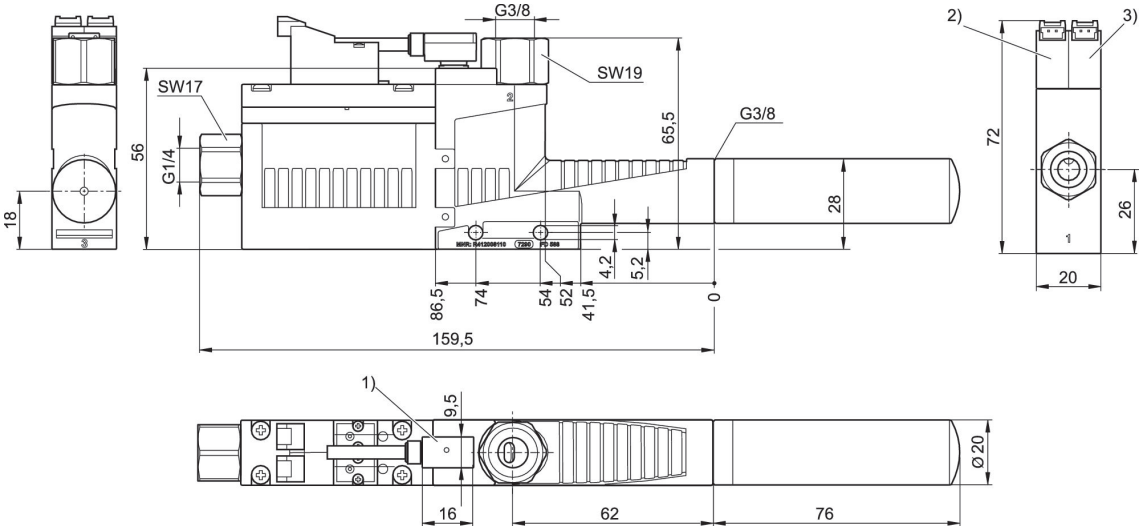

1) Vacuum switch is rotatable, not exchangeable
Cable length, 3 m, 3-wire, shielded
2) Solenoid valve for vacuum ON/OFF
3) Solenoid valve for release pulse

Vacuum p2 depending on working pressure p1

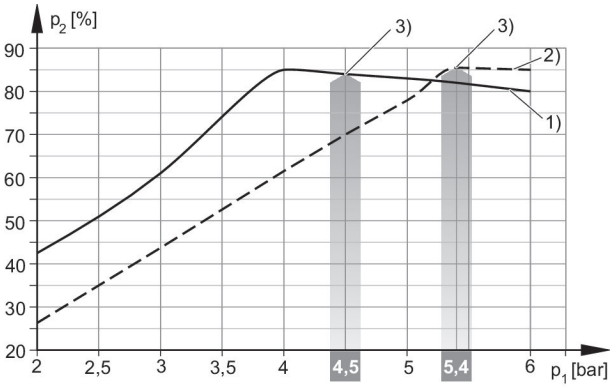

1) = Ø nozzle 0.5 mm 2) = Ø nozzle 0.7 mm
3) optimum working pressure

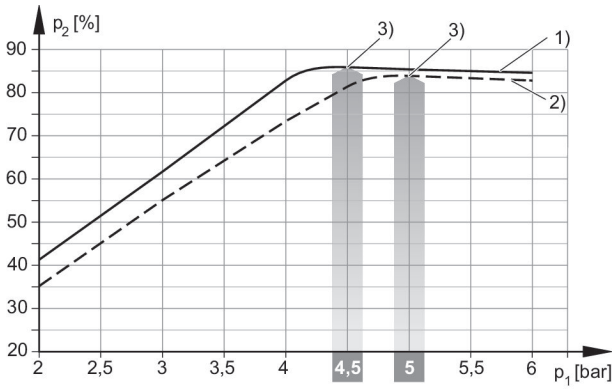

1) = Ø nozzle 1.0 mm 2) = Ø nozzle 1.5 mm
3) optimum working pressure

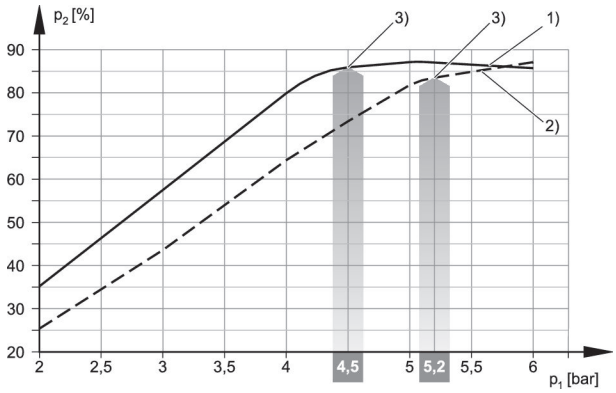

1) = Ø nozzle 2.0 mm 2) = Ø nozzle 2.5 mm
3) optimum working pressure

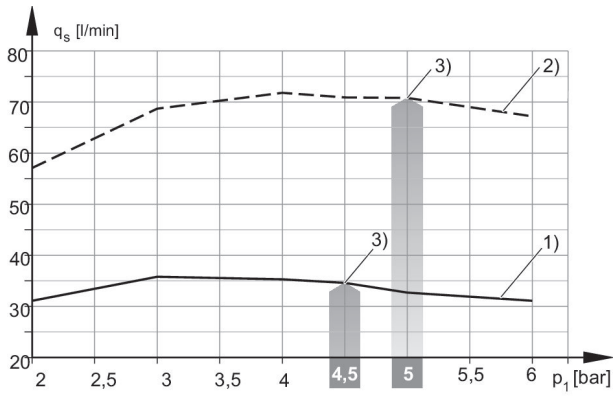

1) = Ø nozzle 1.0 mm 2) = Ø nozzle 1.5 mm
3) optimum working pressure

Evacuation time tE depending on vacuum p2 for 1 l volume (with optimal operating pressure p1opt)

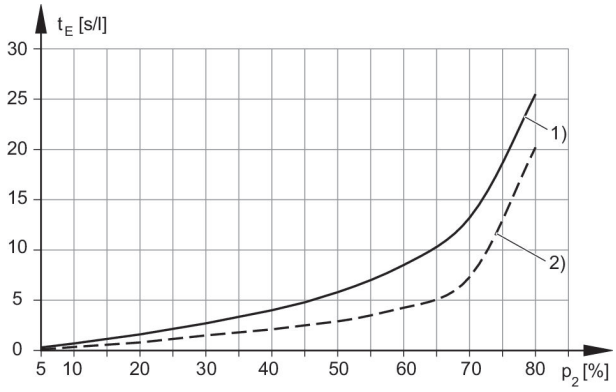

1) = Ø nozzle 0.5 mm 2) = Ø nozzle 0.7 mm

Suction capacity qs depending on working pressure p1

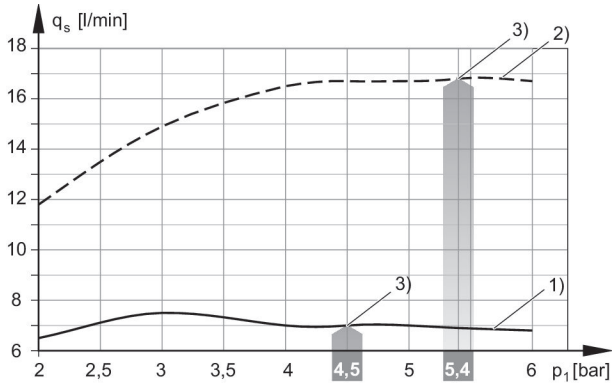

1) = Ø nozzle 0.5 mm 2) = Ø nozzle 0.7 mm
3) optimum working pressure

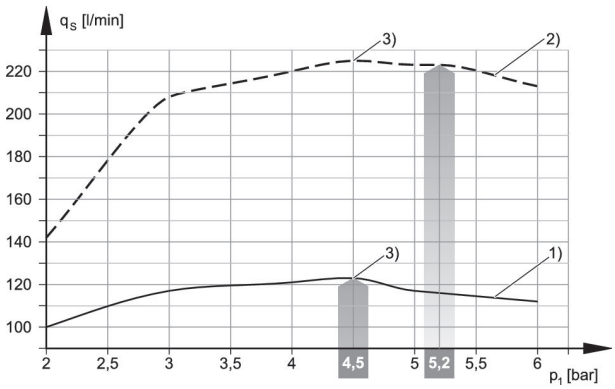

1) = Ø nozzle 2.0 mm 2) = Ø nozzle 2.5 mm
3) optimum working pressure

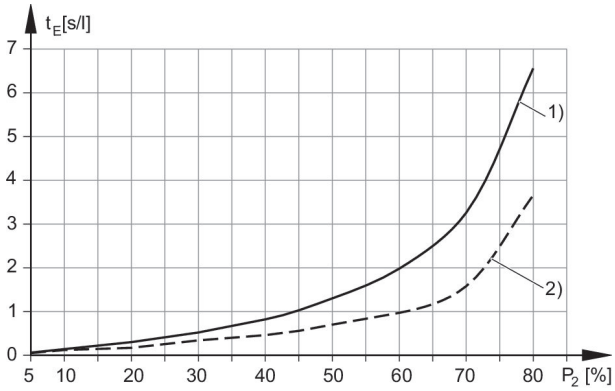

1) = Ø nozzle 1.0 mm 2) = Ø nozzle 1.5 mm

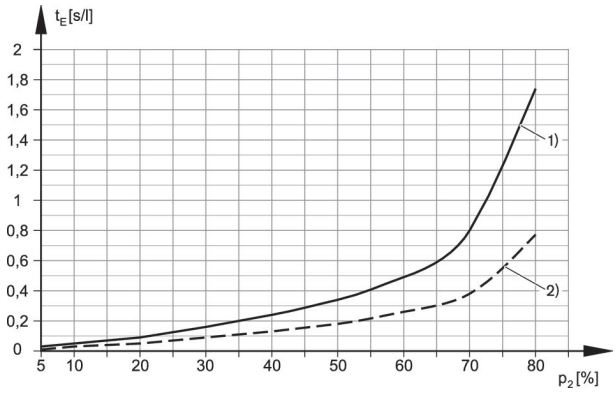

1) = Ø nozzle 2.0 mm 2) = Ø nozzle 2.5 mm

Air consumption qv depending on working pressure p1

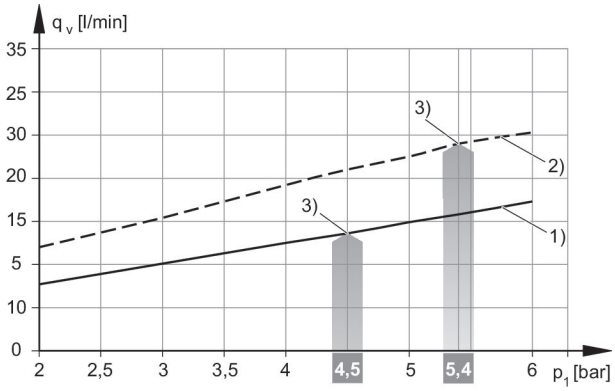

1) = Ø nozzle 0.5 mm 2) = Ø nozzle 0.7 mm
3) optimum working pressure

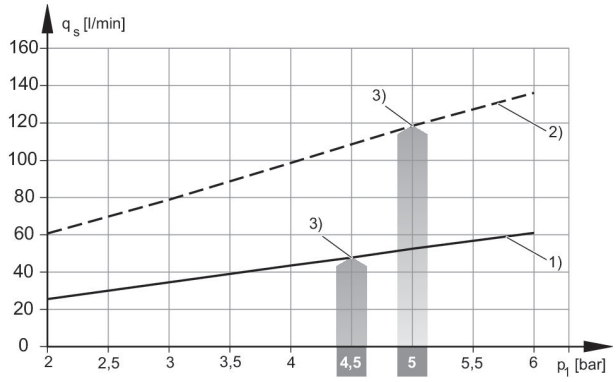

1) = Ø nozzle 1.0 mm 2) = Ø nozzle 1.5 mm
3) optimum working pressure

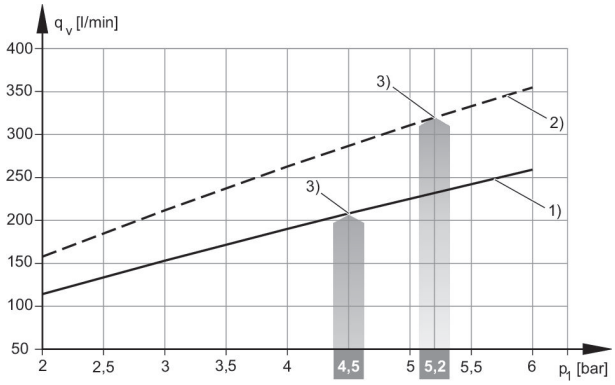

1) = Ø nozzle 2.0 mm 2) = Ø nozzle 2.5 mm
3) optimum working pressure

Ejector, Series EBS

Activation: Electrically
Silencer material: Polyethylene
Min. ambient temperature: 0 °C
Max. ambient temperature: 50 °C
Min. working pressure: 3 bar
Max. working pressure: 6 bar



Activation	Type	Switching logic	Nozzle Ø [mm]	Max. vacuum level at p.opt [%]	Max. suction capacity [l/min]	Air consumption at p.opt. [l/min]	Part No.
Electrically	EBS-ET-25-NO	NO (make contact)	2.5	84	223	320	R412007472

Fig. 3

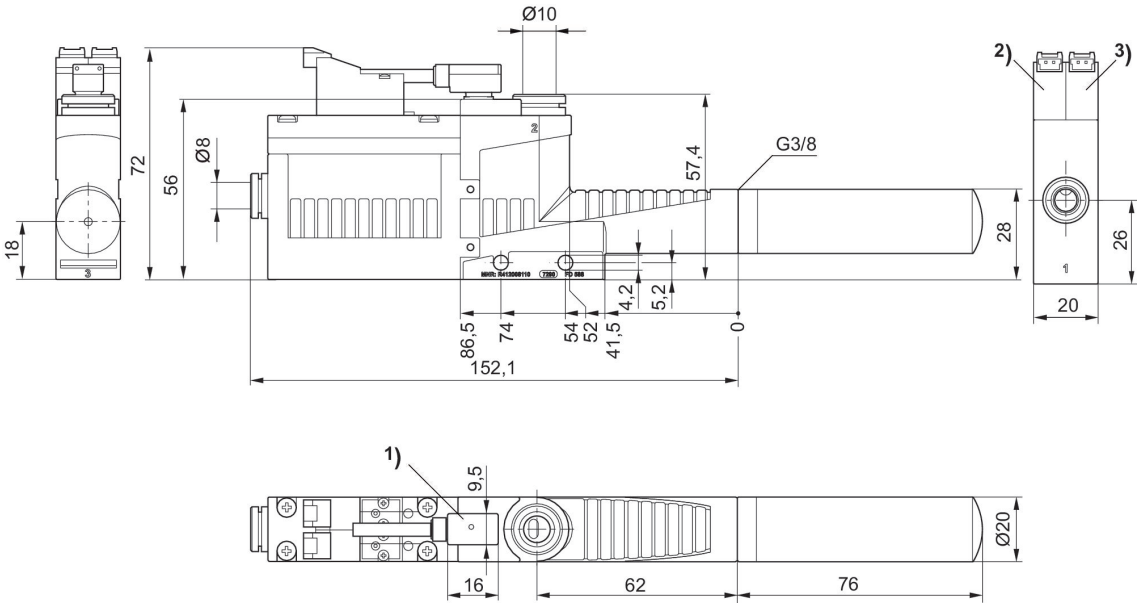

1) Vacuum switch is rotatable, not exchangeable
Cable length, 3 m, 3-wire, shielded
2) Solenoid valve for vacuum ON/OFF
3) Solenoid valve for release pulse

Vacuum p2 depending on working pressure p1

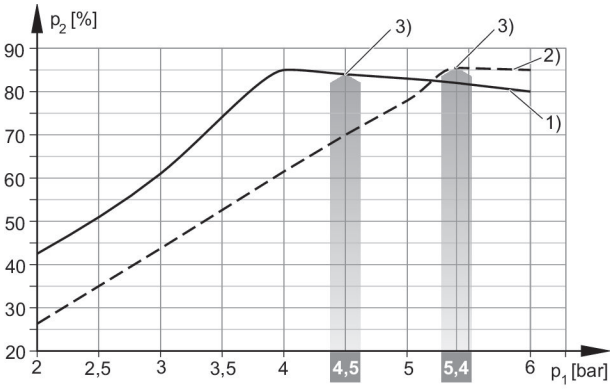

1) = Ø nozzle 0.5 mm 2) = Ø nozzle 0.7 mm
3) optimum working pressure

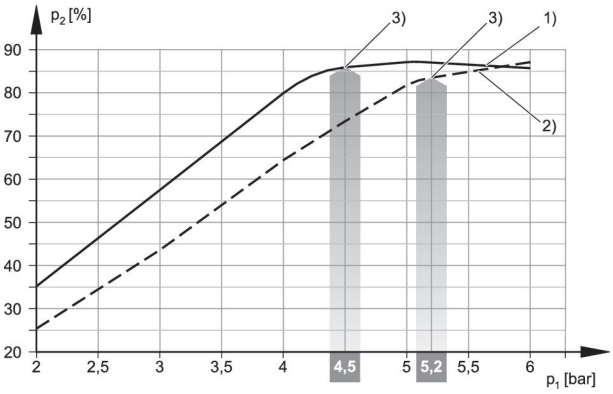

1) = Ø nozzle 2.0 mm 2) = Ø nozzle 2.5 mm
3) optimum working pressure

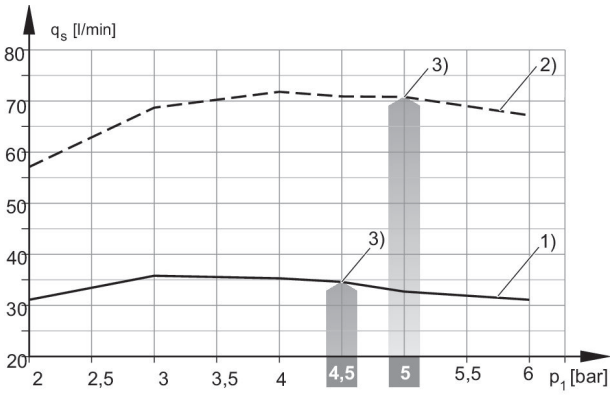

1) = Ø nozzle 1.0 mm 2) = Ø nozzle 1.5 mm
3) optimum working pressure

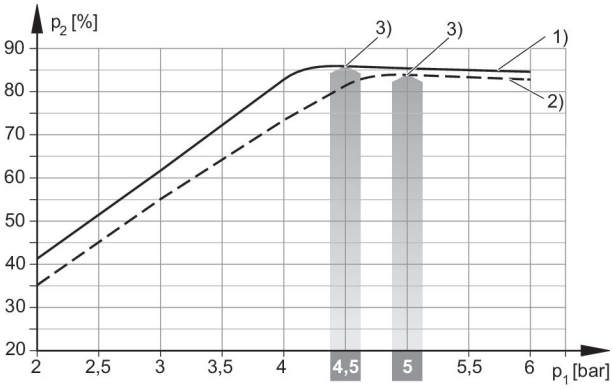

1) = Ø nozzle 1.0 mm 2) = Ø nozzle 1.5 mm
3) optimum working pressure

Suction capacity qs depending on working pressure p1

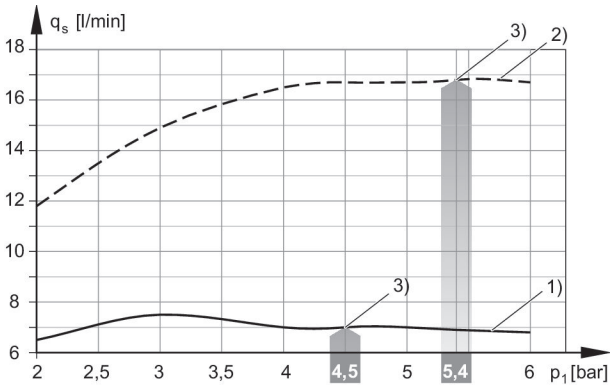

1) = Ø nozzle 0.5 mm 2) = Ø nozzle 0.7 mm
3) optimum working pressure

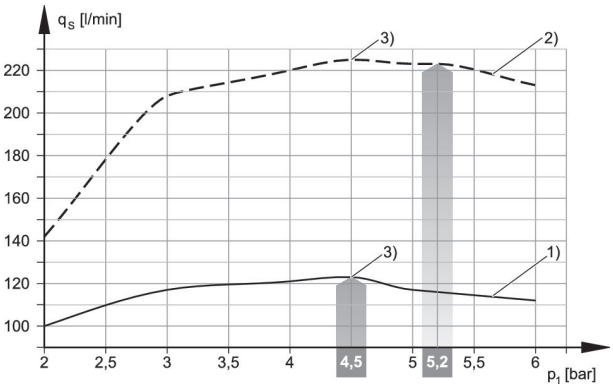

1) = Ø nozzle 2.0 mm 2) = Ø nozzle 2.5 mm
3) optimum working pressure

Evacuation time tE depending on vacuum p2 for 1 l volume (with optimal operating pressure p1opt)

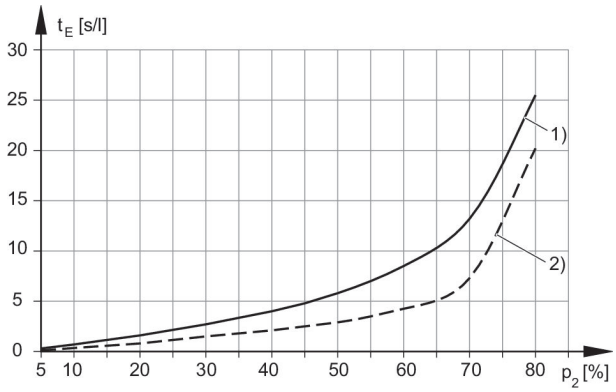

1) = Ø nozzle 0.5 mm 2) = Ø nozzle 0.7 mm

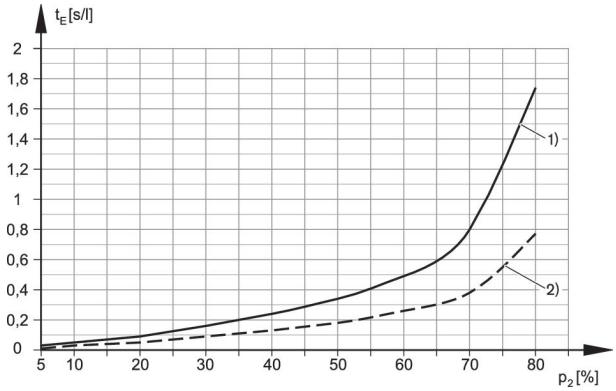

1) = Ø nozzle 2.0 mm 2) = Ø nozzle 2.5 mm

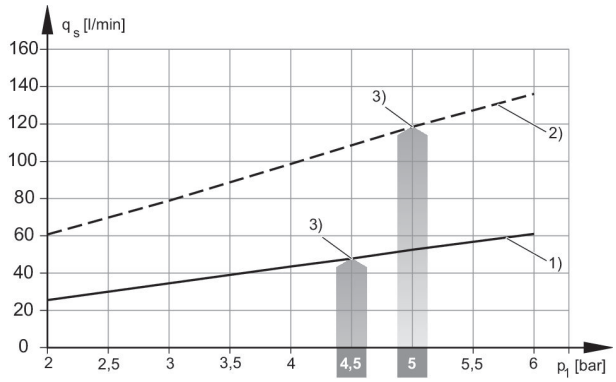

1) = Ø nozzle 1.0 mm 2) = Ø nozzle 1.5 mm
3) optimum working pressure

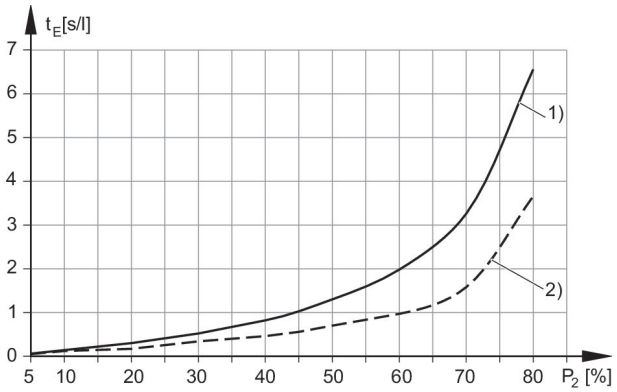

1) = Ø nozzle 1.0 mm 2) = Ø nozzle 1.5 mm

Air consumption qv depending on working pressure p1

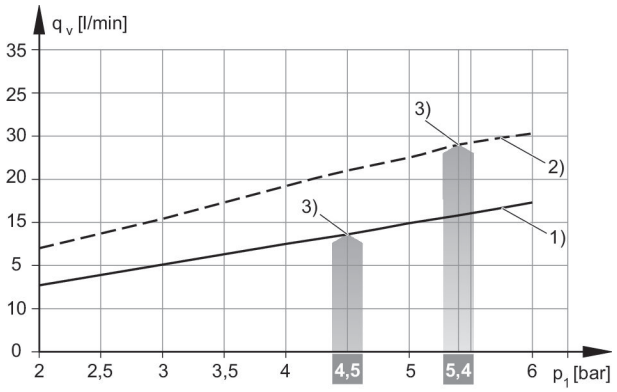

1) = Ø nozzle 0.5 mm 2) = Ø nozzle 0.7 mm
3) optimum working pressure

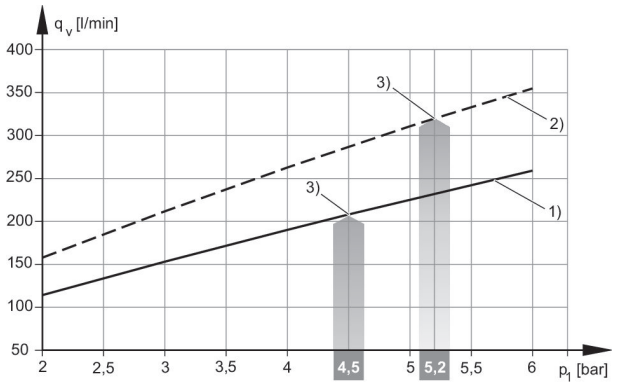

1) = Ø nozzle 2.0 mm 2) = Ø nozzle 2.5 mm
3) optimum working pressure

Ejector, Series EBS

Activation: Electrically
Silencer material: Polyethylene
Min. ambient temperature: 0 °C
Max. ambient temperature: 50 °C
Min. working pressure: 3 bar
Max. working pressure: 6 bar

Activation	Type	Nozzle Ø [mm]	Max. vacuum level at p.opt [%]	Max. suction capacity [l/min]	Air consumption at p.opt. [l/min]	Part No.
Electrically	EBS-PT-25-NN	2.5	82	218	311	R412007484

Fig. 3

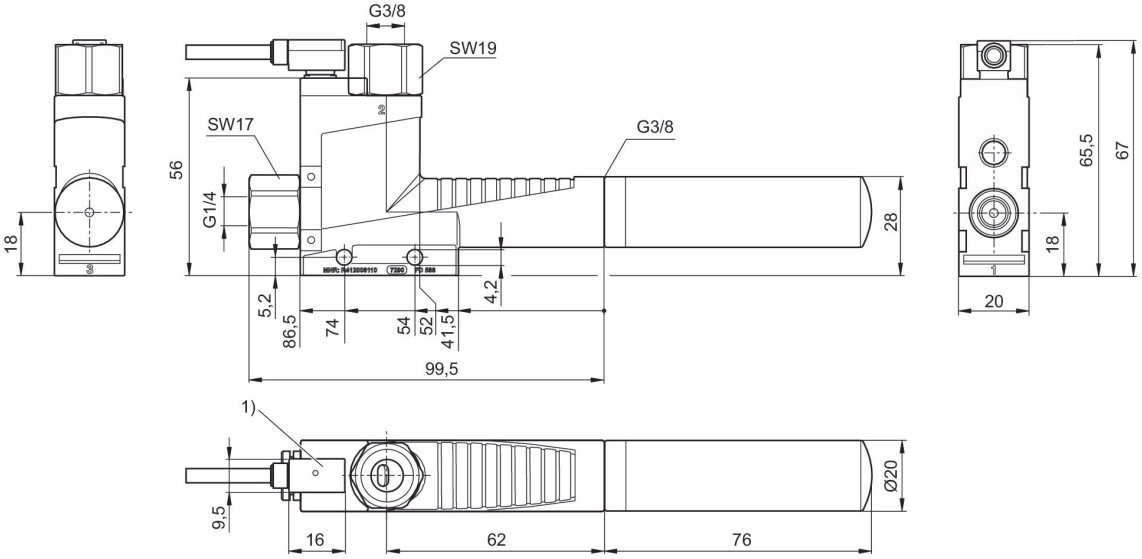

1) Vacuum switch is rotatable, not exchangeable
Cable length, 3 m, 3-wire, shielded

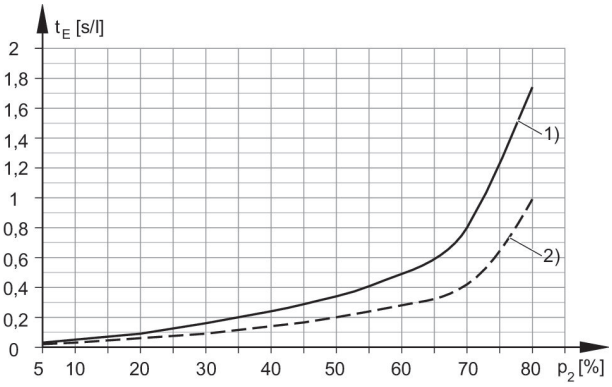

1) = Ø nozzle 2.0 mm 2) = Ø nozzle 2.5 mm

Vacuum p2 depending on working pressure p1

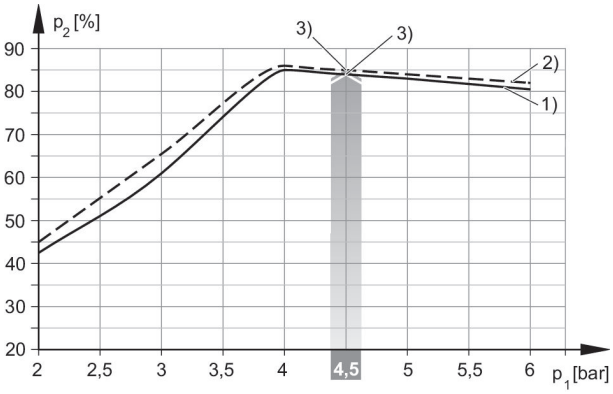

1) = Ø nozzle 0.5 mm 2) = Ø nozzle 0.7 mm
3) optimum working pressure

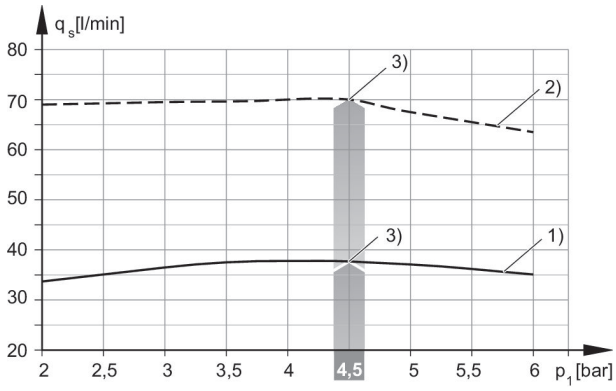

1) = Ø nozzle 1.0 mm 2) = Ø nozzle 1.5 mm
3) optimum working pressure

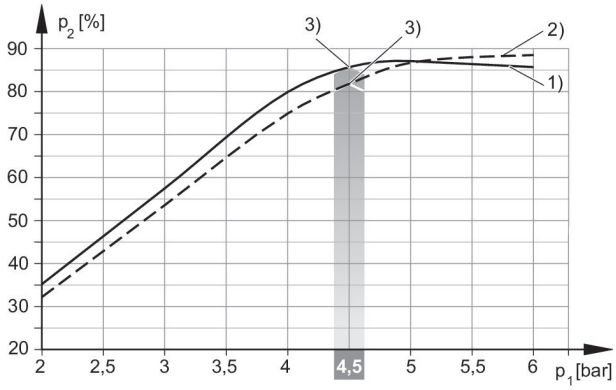

1) = Ø nozzle 2.0 mm 2) = Ø nozzle 2.5 mm
3) optimum working pressure

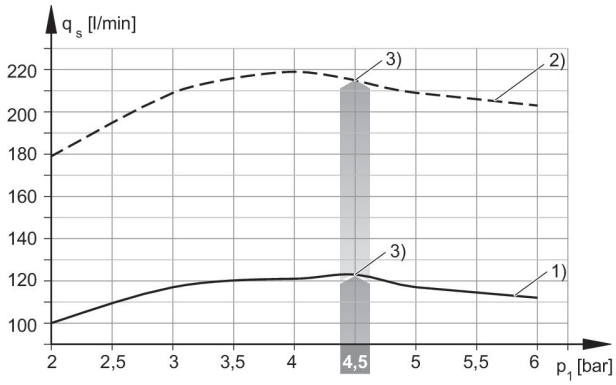

1) = Ø nozzle 2.0 mm 2) = Ø nozzle 2.5 mm
3) optimum working pressure

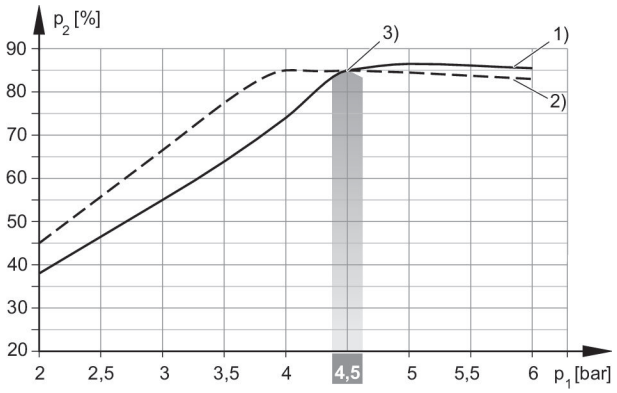

1) = Ø nozzle 1.0 mm 2) = Ø nozzle 1.5 mm
3) optimum working pressure

Suction capacity qs depending on working pressure p1

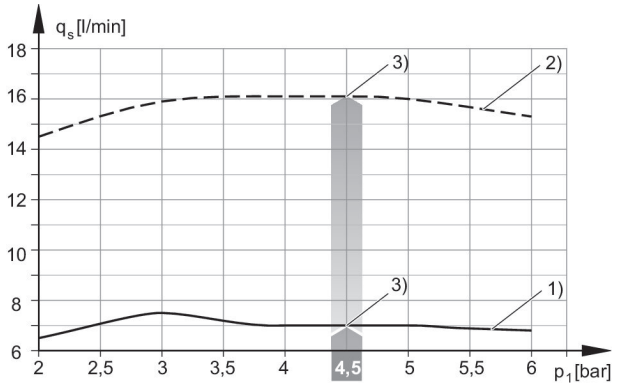

1) = Ø nozzle 0.5 mm 2) = Ø nozzle 0.7 mm
3) optimum working pressure

Evacuation time tE depending on vacuum p2 for 1 l volume (with optimal operating pressure p1opt)

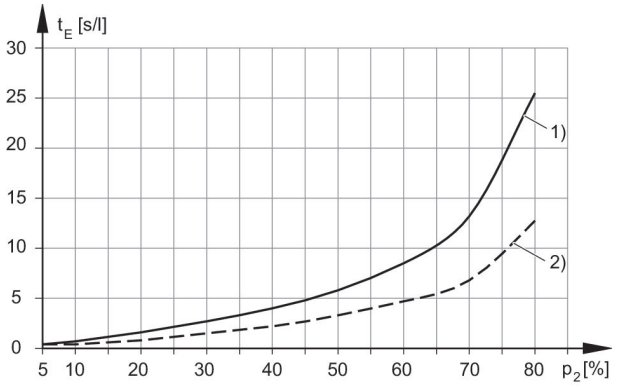

1) = Ø nozzle 0.5 mm 2) = Ø nozzle 0.7 mm

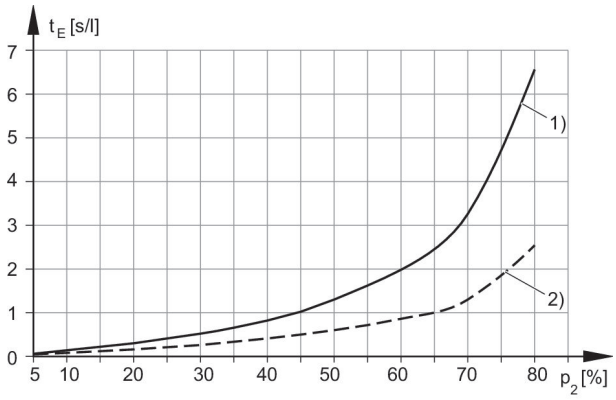

1) = Ø nozzle 1.0 mm 2) = Ø nozzle 1.5 mm

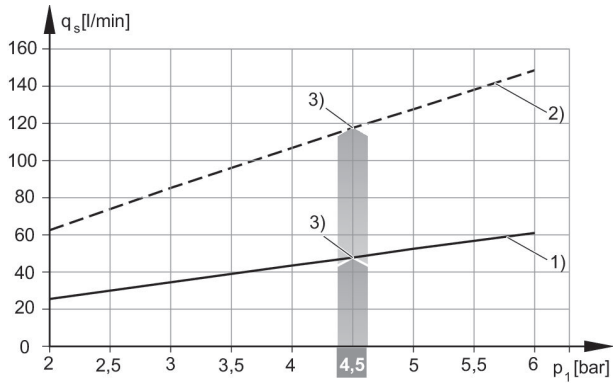

1) = Ø nozzle 1.0 mm 2) = Ø nozzle 1.5 mm
3) optimum working pressure

Air consumption qv depending on working pressure p1

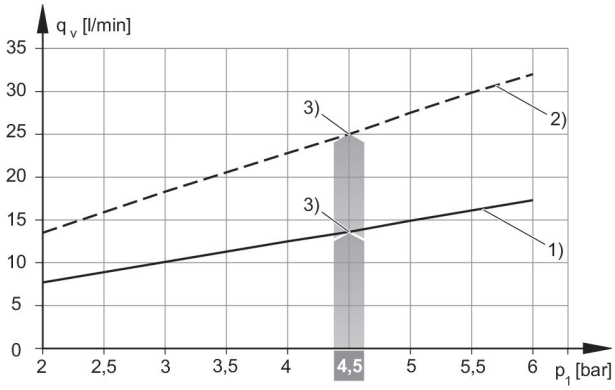

1) = Ø nozzle 0.5 mm 2) = Ø nozzle 0.7 mm
3) optimum working pressure

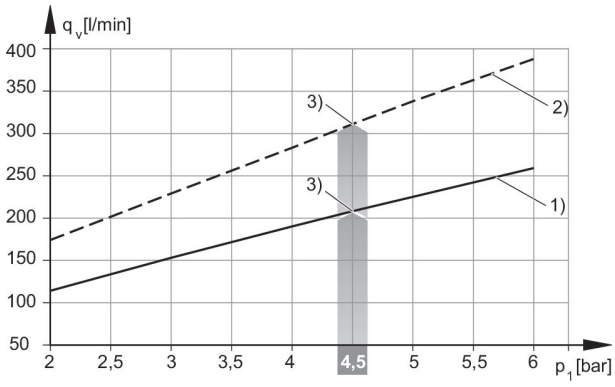

1) = Ø nozzle 2.0 mm 2) = Ø nozzle 2.5 mm
3) optimum working pressure

Ejector, Series EBS

Activation: Electrically
Silencer material: Polyethylene
Min. ambient temperature: 0 °C
Max. ambient temperature: 50 °C
Min. working pressure: 3 bar
Max. working pressure: 6 bar



Activation	Type	Nozzle Ø [mm]	Max. vacuum level at p.opt [%]	Max. suction capacity [l/min]	Air consumption at p.opt. [l/min]	Part No.
Electrically	EBS-PT-25-NN	2.5	82	218	311	R412007460

Fig. 3

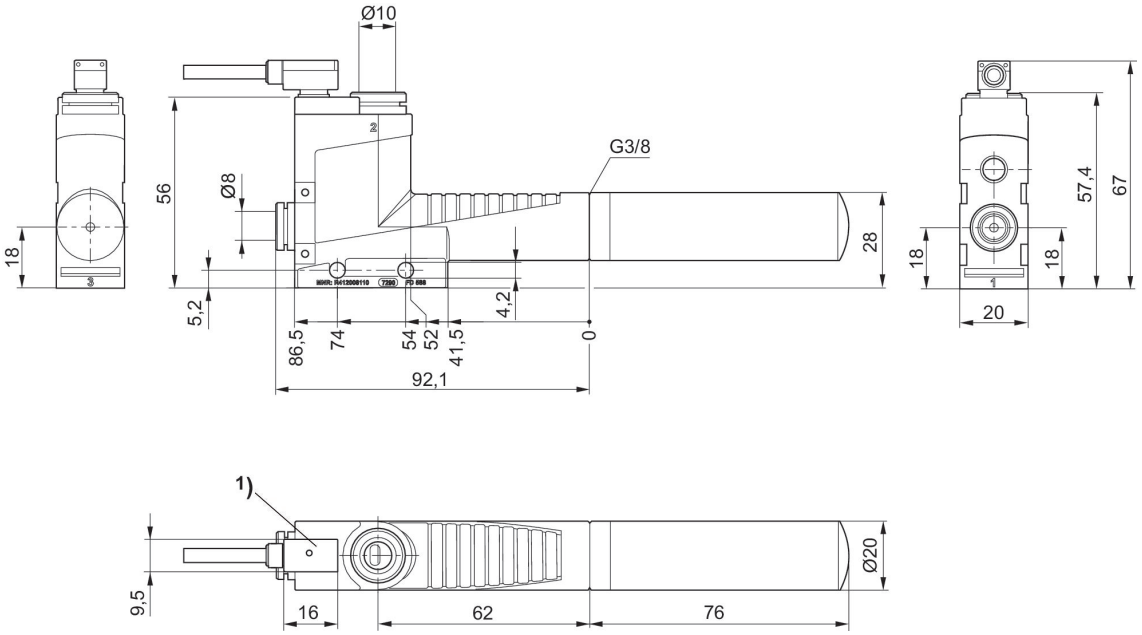

1) Vacuum switch is rotatable, not exchangeable
Cable length, 3 m, 3-wire, shielded

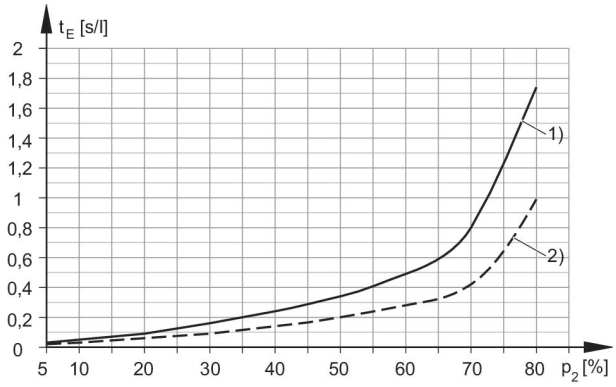

1) = Ø nozzle 2.0 mm 2) = Ø nozzle 2.5 mm

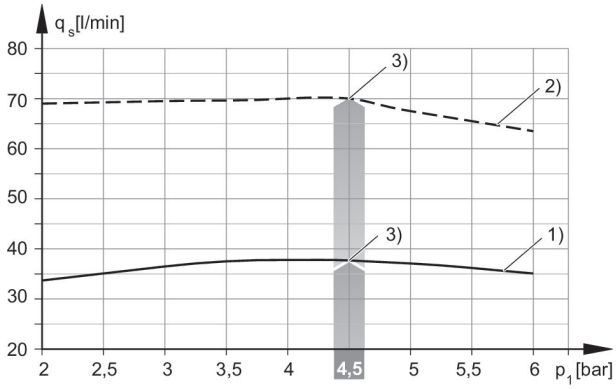

1) = Ø nozzle 1.0 mm 2) = Ø nozzle 1.5 mm
3) optimum working pressure

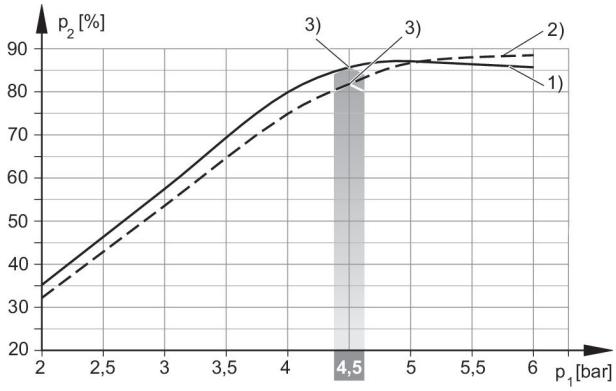

1) = Ø nozzle 2.0 mm 2) = Ø nozzle 2.5 mm
3) optimum working pressure

Vacuum p2 depending on working pressure p1

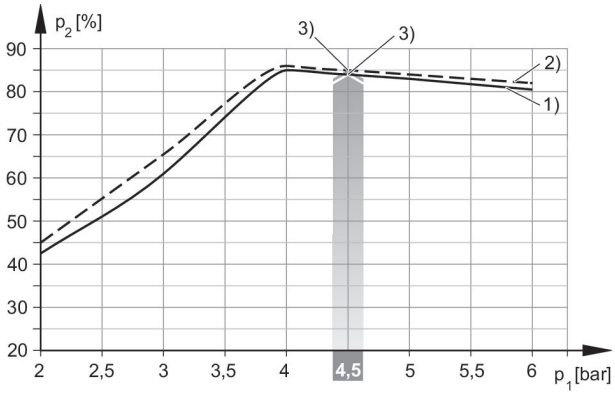

1) = Ø nozzle 0.5 mm 2) = Ø nozzle 0.7 mm
3) optimum working pressure

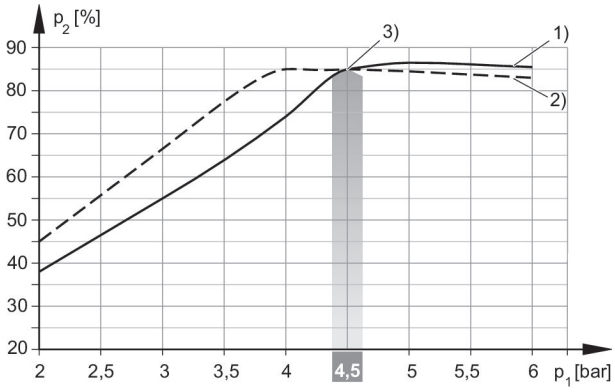

1) = Ø nozzle 1.0 mm 2) = Ø nozzle 1.5 mm
3) optimum working pressure

Suction capacity qs depending on working pressure p1

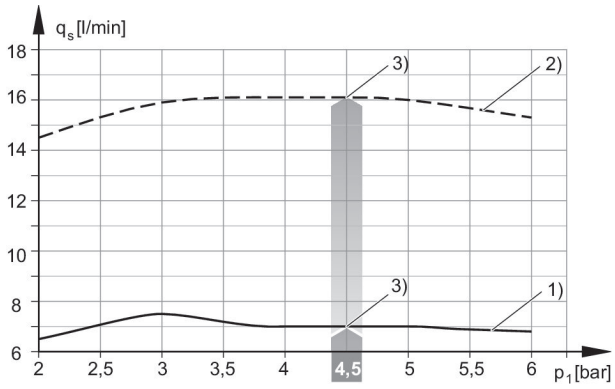

1) = Ø nozzle 0.5 mm 2) = Ø nozzle 0.7 mm
3) optimum working pressure

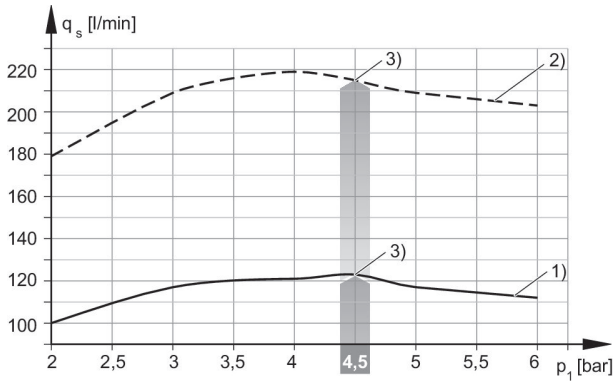

1) = Ø nozzle 2.0 mm 2) = Ø nozzle 2.5 mm
3) optimum working pressure

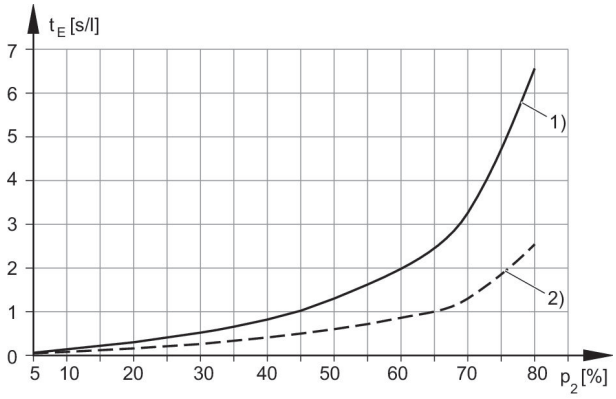

1) = Ø nozzle 1.0 mm 2) = Ø nozzle 1.5 mm

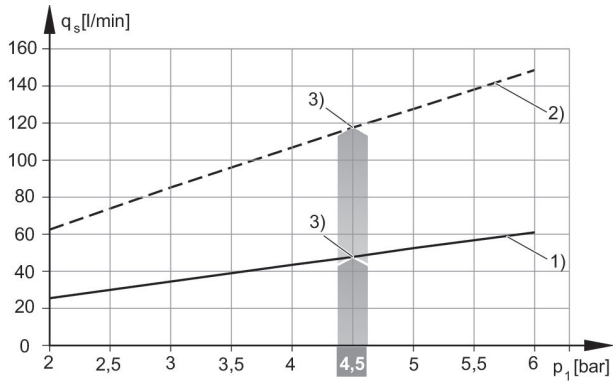

1) = Ø nozzle 1.0 mm 2) = Ø nozzle 1.5 mm
3) optimum working pressure

Evacuation time tE depending on vacuum p2 for 1 l volume (with optimal operating pressure p1opt)

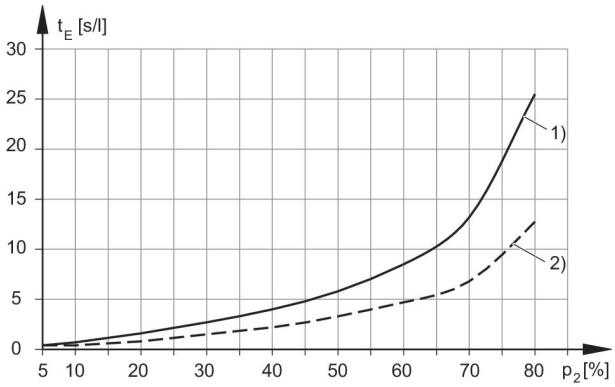

1) = Ø nozzle 0.5 mm 2) = Ø nozzle 0.7 mm

Air consumption qv depending on working pressure p1

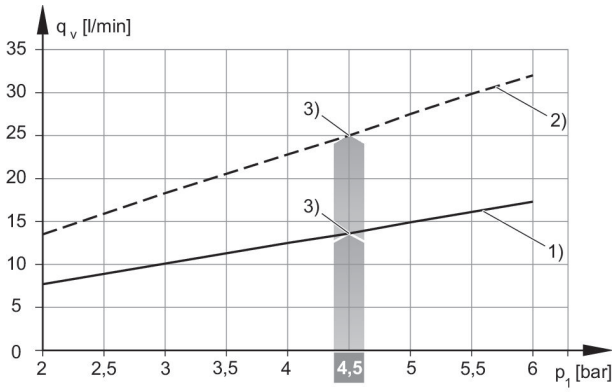

1) = Ø nozzle 0.5 mm 2) = Ø nozzle 0.7 mm
3) optimum working pressure

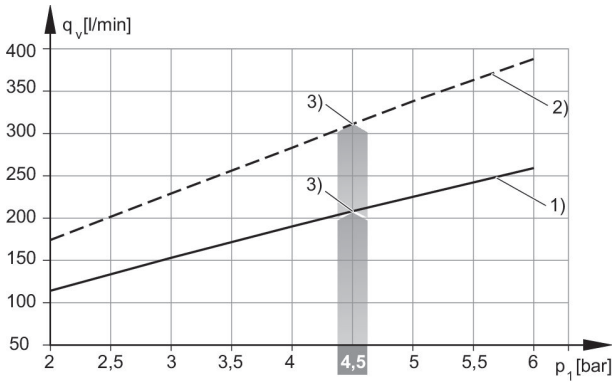

1) = Ø nozzle 2.0 mm 2) = Ø nozzle 2.5 mm
3) optimum working pressure

Ejector, Series EBS

Activation: Pneumatically
Compressed air connection input: Ø 4
Min. ambient temperature: 0 °C
Max. ambient temperature: 60 °C
Min. working pressure: 3 bar
Max. working pressure: 6 bar

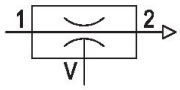

Activation	Type	Nozzle Ø [mm]	Max. vacuum level at p.opt [%]	Max. suction capacity [l/min]	Air consumption at p.opt. [l/min]	Part No.
Pneumatically	EBS-PI-05-NN	0.5	83	8	13	R412007447
Pneumatically	EBS-PI-07-NN	0.7	85	15.9	25	R412007448

Dimensions

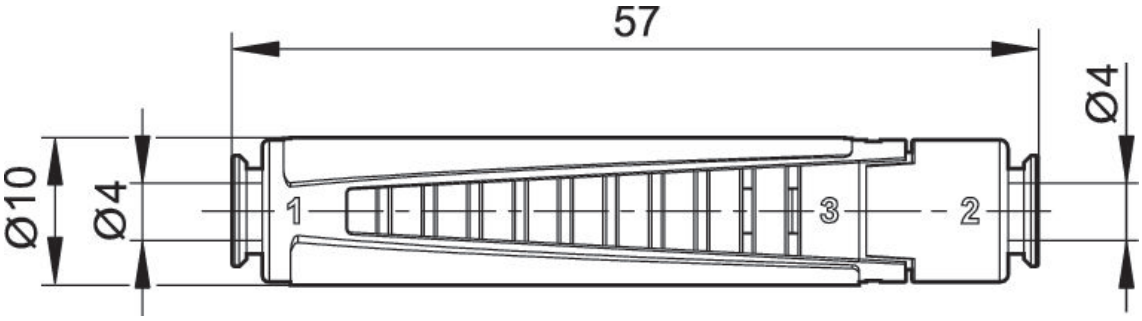

Air consumption qv depending on working pressure p1

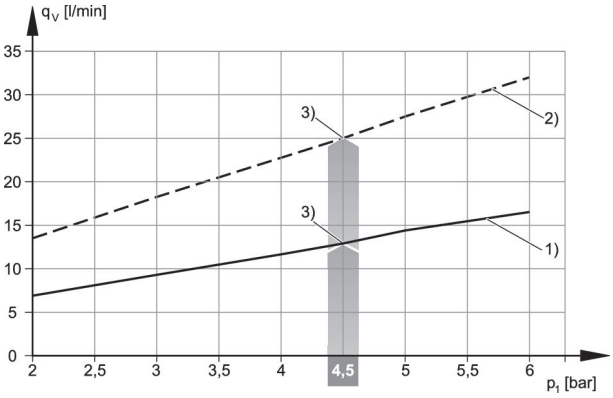

1) = Ø nozzle 0.5 mm 2) = Ø nozzle 0.7 mm
3) optimum working pressure

Evacuation time tE depending on vacuum p2 for 1 l volume (with optimal operating pressure p1opt)

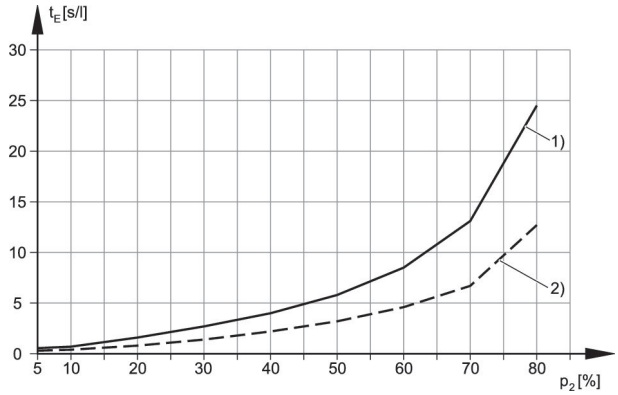

1) = Ø nozzle 0.5 mm 2) = Ø nozzle 0.7 mm

Suction capacity qs depending on working pressure p1

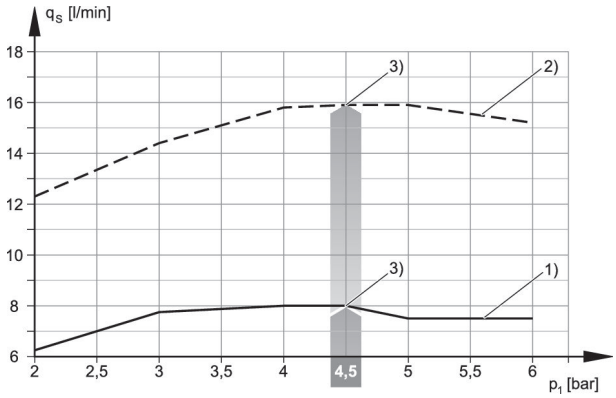

1) = Ø nozzle 0.5 mm 2) = Ø nozzle 0.7 mm
3) optimum working pressure

Vacuum p2 depending on working pressure p1

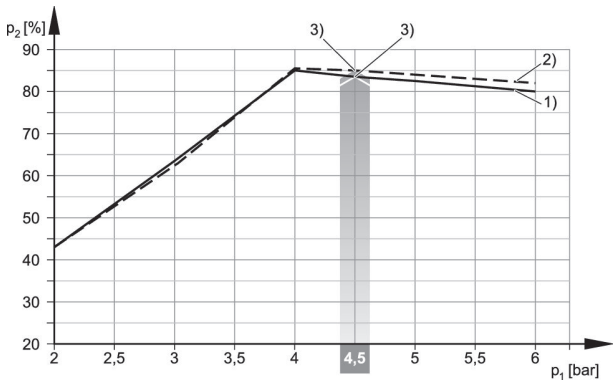

1) = Ø nozzle 0.5 mm 2) = Ø nozzle 0.7 mm
3) optimum working pressure

Ejector, Series EBS

Activation: Pneumatically
Silencer material: Polyethylene
Min. ambient temperature: 0 °C
Max. ambient temperature: 60 °C
Min. working pressure: 3 bar
Max. working pressure: 6 bar



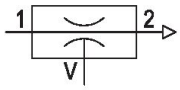

Activation	Type	Nozzle Ø [mm]	Max. vacuum level at p.opt [%]	Max. suction capacity [l/min]	Air consumption at p.opt. [l/min]	Part No.
Pneumatically	EBS-PT-05-NN	0.5	84	7	14	R412007449
Pneumatically	EBS-PT-07-NN	0.7	85	16	25	R412007450
Pneumatically	EBS-PT-10-NN	1	85	38	48	R412007451
Pneumatically	EBS-PT-15-NN	1.5	85	70	118	R412007452
Pneumatically	EBS-PT-20-NN	2	86	123	208	R412007453
Pneumatically	EBS-PT-25-NN	2.5	82	215	311	R412007454

Fig. 3

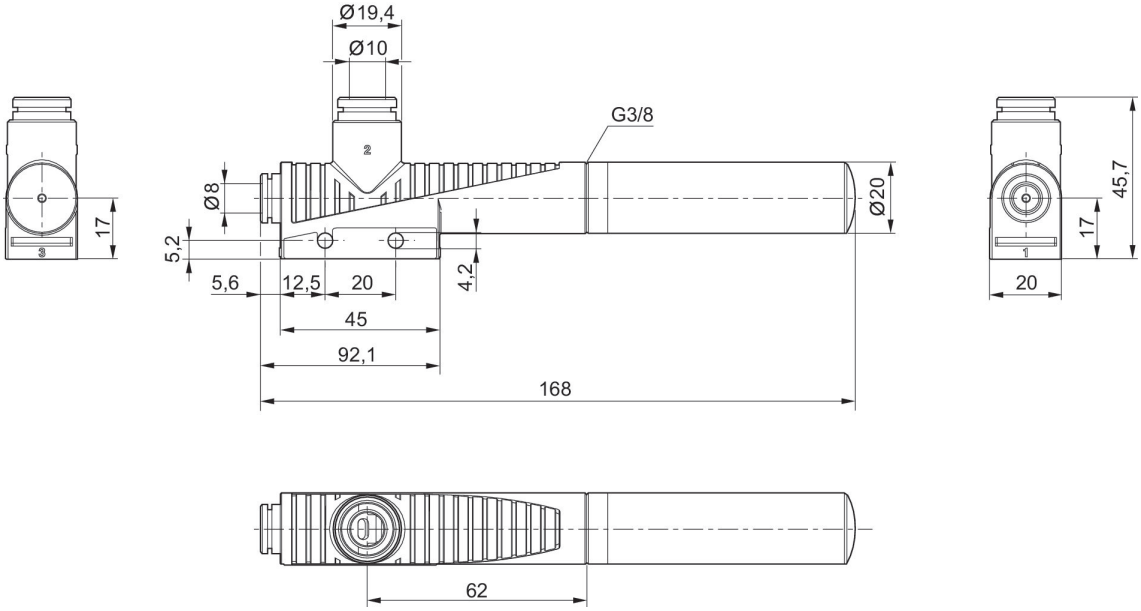

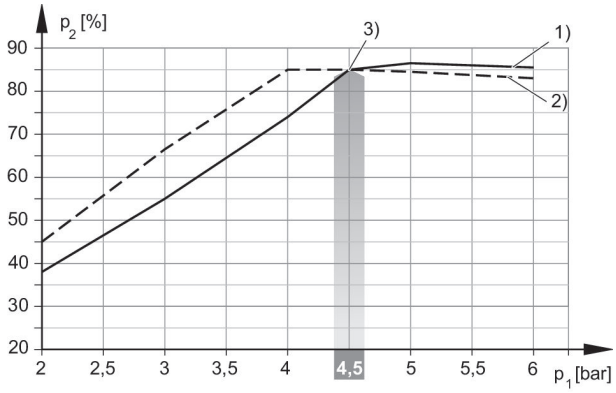

1) = Ø nozzle 1.0 mm 2) = Ø nozzle 1.5 mm
3) optimum working pressure

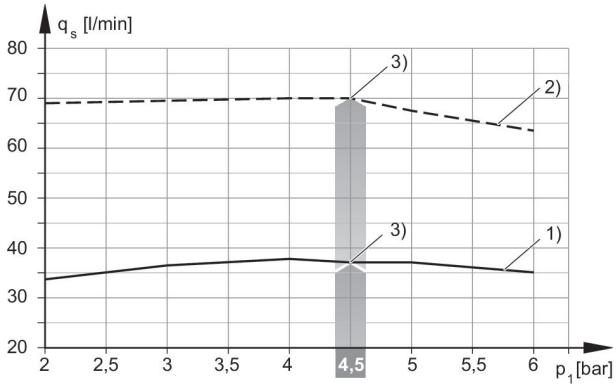

1) = Ø nozzle 1.0 mm 2) = Ø nozzle 1.5 mm
3) optimum working pressure

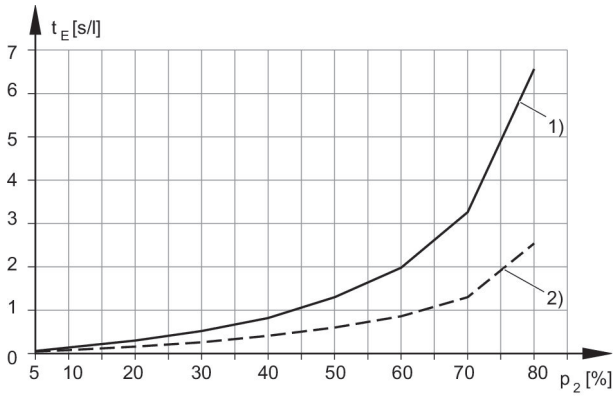

1) = Ø nozzle 1.0 mm 2) = Ø nozzle 1.5 mm

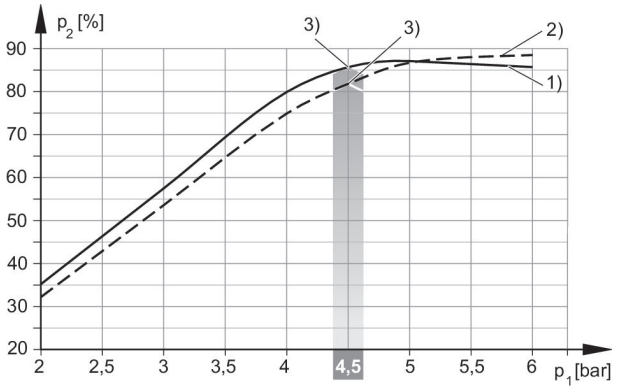

1) = Ø nozzle 2.0 mm 2) = Ø nozzle 2.5 mm
3) optimum working pressure

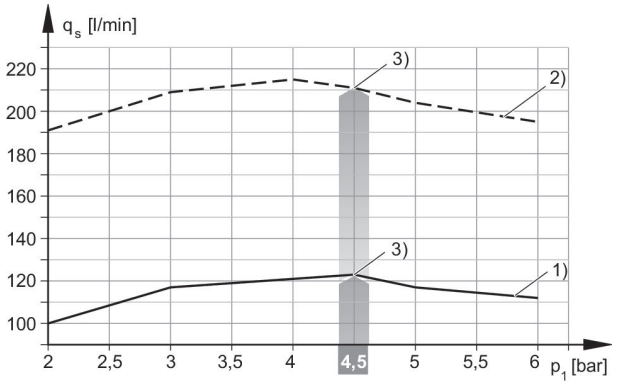

1) = Ø nozzle 2.0 mm 2) = Ø nozzle 2.5 mm
3) optimum working pressure

Evacuation time tE depending on vacuum p2 for 1 l volume (with optimal operating pressure p1opt)

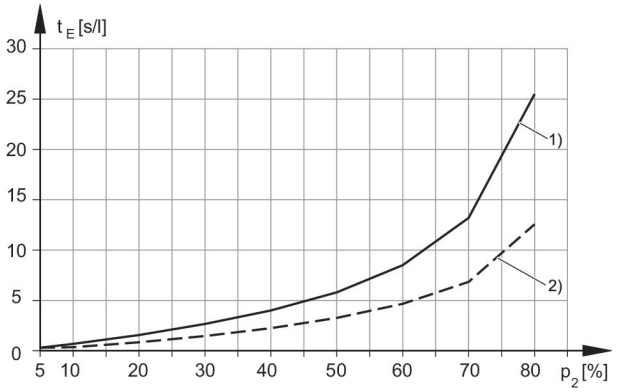

1) = Ø nozzle 0.5 mm 2) = Ø nozzle 0.7 mm

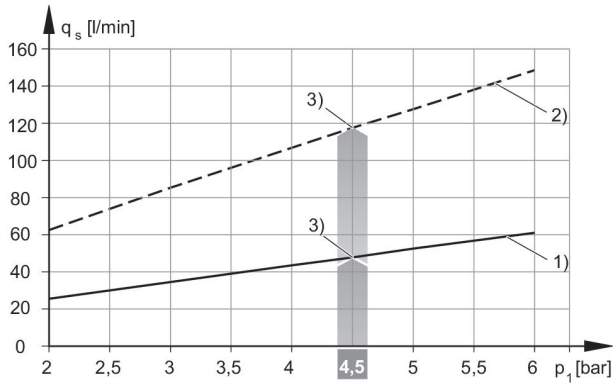

1) = Ø nozzle 1.0 mm 2) = Ø nozzle 1.5 mm
3) optimum working pressure

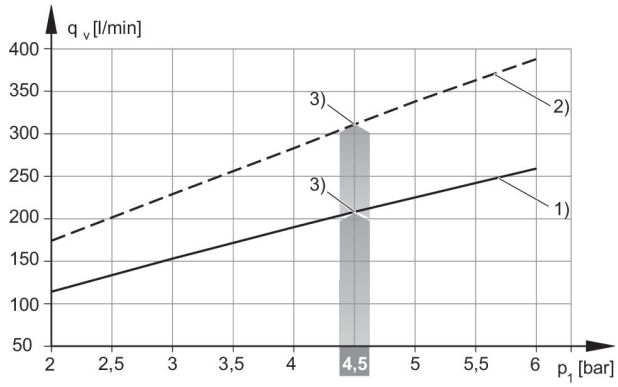

1) = Ø nozzle 2.0 mm 2) = Ø nozzle 2.5 mm
3) optimum working pressure

Air consumption qv depending on working pressure p1

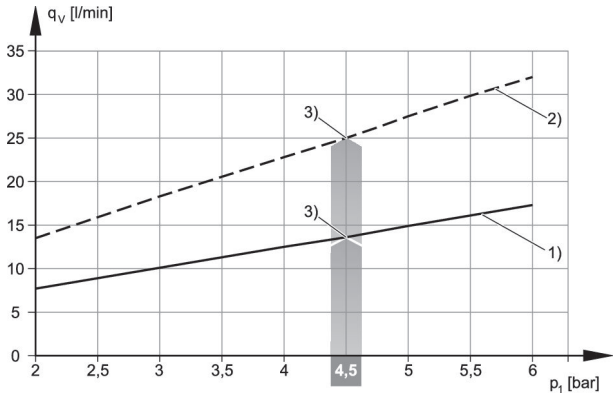

1) = Ø nozzle 0.5 mm 2) = Ø nozzle 0.7 mm
3) optimum working pressure

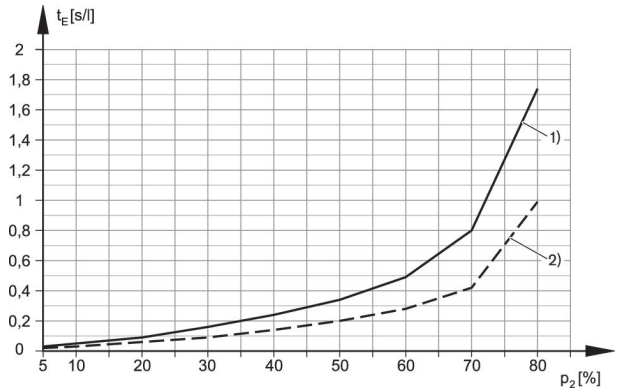

1) = Ø nozzle 2.0 mm 2) = Ø nozzle 2.5 mm

Suction capacity qs depending on working pressure p1

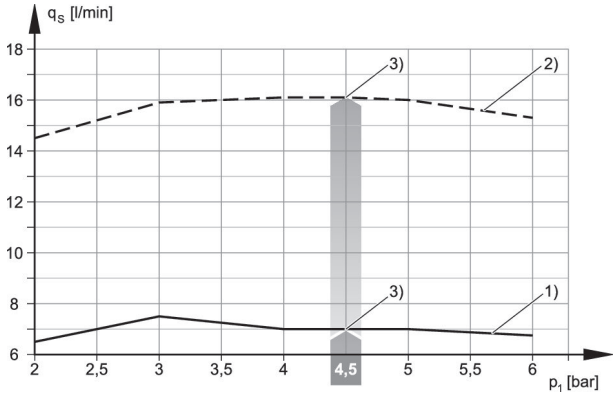

1) = Ø nozzle 0.5 mm 2) = Ø nozzle 0.7 mm
3) optimum working pressure

Vacuum p2 depending on working pressure p1

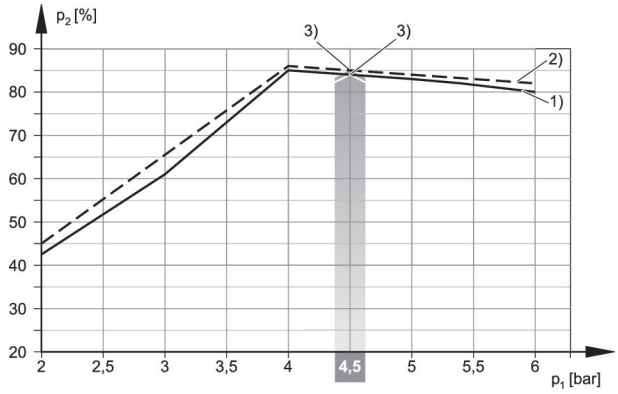

1) = Ø nozzle 0.5 mm 2) = Ø nozzle 0.7 mm
3) optimum working pressure

Ejector, Series EBS

Activation: Pneumatically
Silencer material: Polyethylene
Min. ambient temperature: 0 °C
Max. ambient temperature: 60 °C
Min. working pressure: 3 bar
Max. working pressure: 6 bar

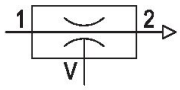

Activation	Type	Nozzle Ø [mm]	Max. vacuum level at p.opt [%]	Max. suction capacity [l/min]	Air consumption at p.opt. [l/min]	Part No.
Pneumatically	EBS-PT-05-NN	0.5	84	7	14	R412007473
Pneumatically	EBS-PT-07-NN	0.7	85	16	25	R412007474
Pneumatically	EBS-PT-10-NN	1	85	38	48	R412007475
Pneumatically	EBS-PT-15-NN	1.5	85	70	118	R412007476
Pneumatically	EBS-PT-20-NN	2	86	123	208	R412007477
Pneumatically	EBS-PT-25-NN	2.5	82	215	311	R412007478

Fig. 3

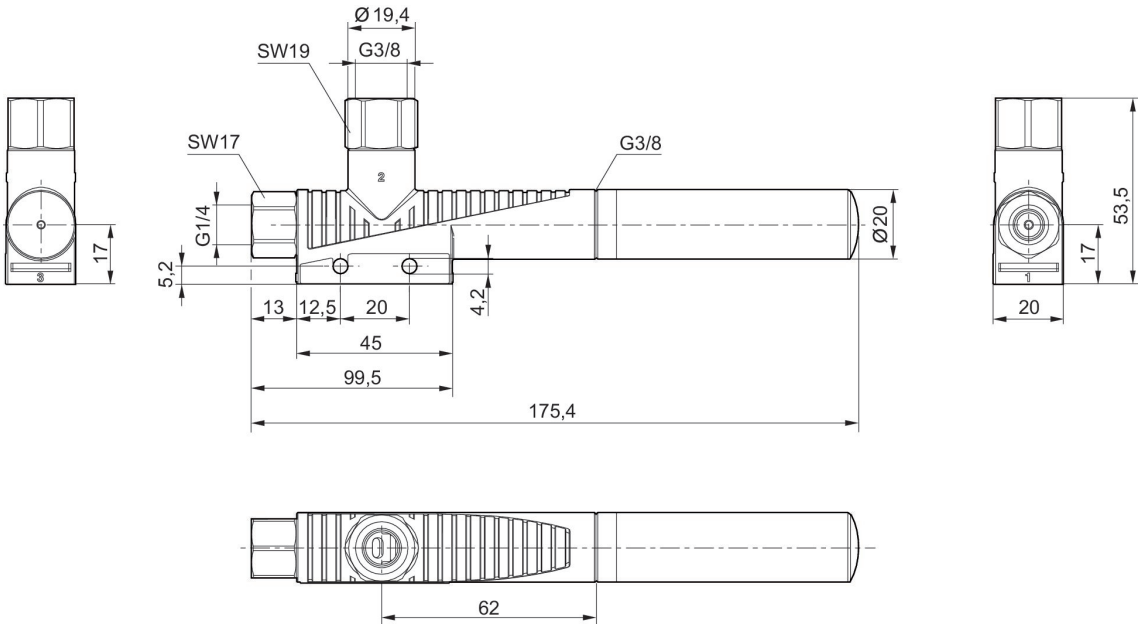

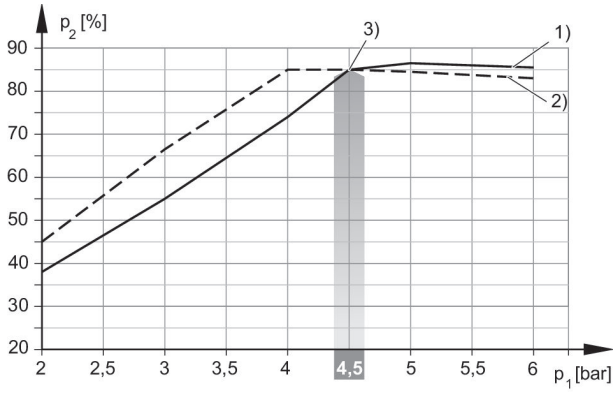

1) = Ø nozzle 1.0 mm 2) = Ø nozzle 1.5 mm
3) optimum working pressure

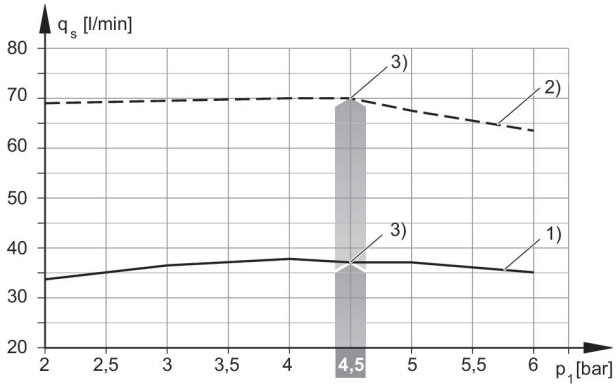

1) = Ø nozzle 1.0 mm 2) = Ø nozzle 1.5 mm
3) optimum working pressure

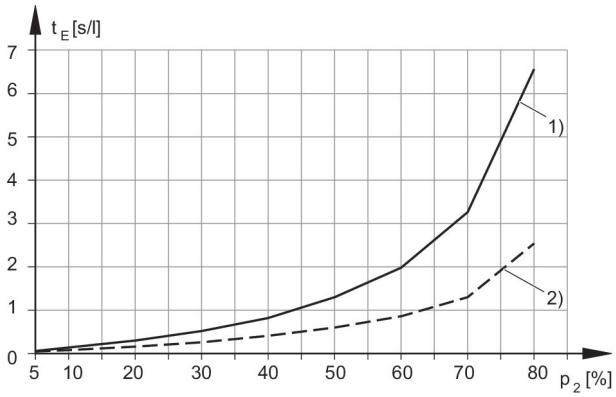

1) = Ø nozzle 1.0 mm 2) = Ø nozzle 1.5 mm

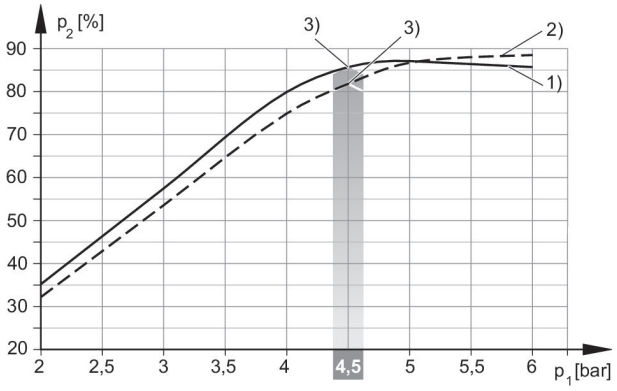

1) = Ø nozzle 2.0 mm 2) = Ø nozzle 2.5 mm
3) optimum working pressure

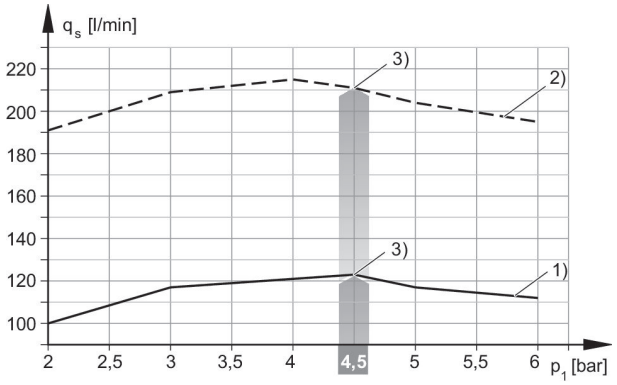

1) = Ø nozzle 2.0 mm 2) = Ø nozzle 2.5 mm
3) optimum working pressure

Evacuation time tE depending on vacuum p2 for 1 l volume (with optimal operating pressure p1opt)

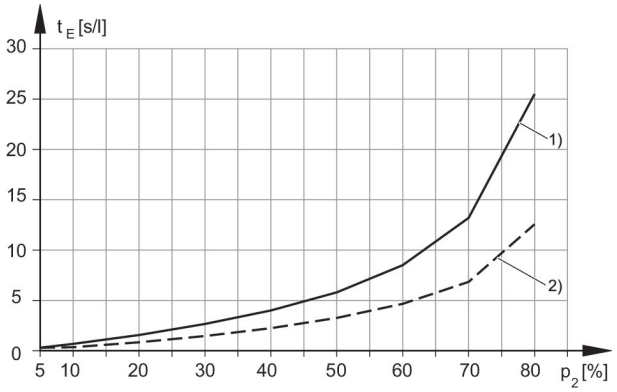

1) = Ø nozzle 0.5 mm 2) = Ø nozzle 0.7 mm

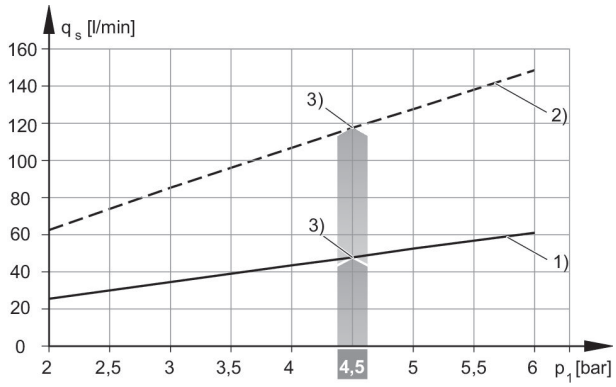

1) = Ø nozzle 1.0 mm 2) = Ø nozzle 1.5 mm
3) optimum working pressure

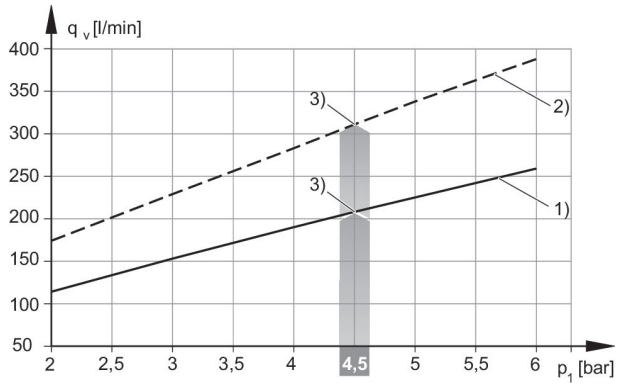

1) = Ø nozzle 2.0 mm 2) = Ø nozzle 2.5 mm
3) optimum working pressure

Air consumption qv depending on working pressure p1

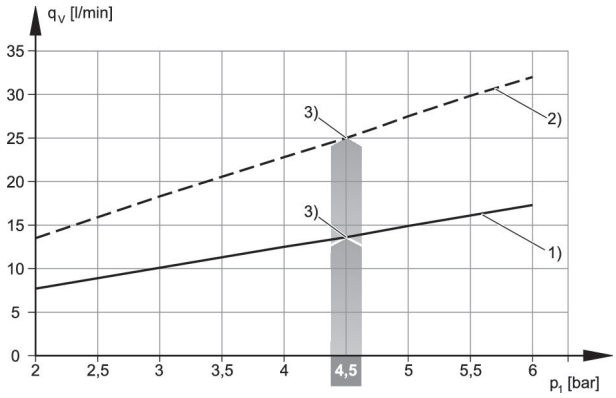

1) = Ø nozzle 0.5 mm 2) = Ø nozzle 0.7 mm
3) optimum working pressure

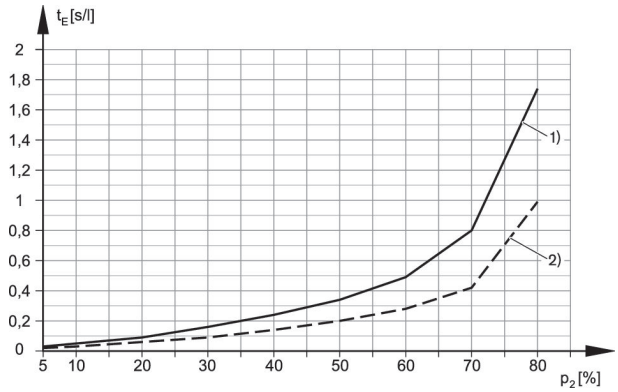

1) = Ø nozzle 2.0 mm 2) = Ø nozzle 2.5 mm

Suction capacity qs depending on working pressure p1

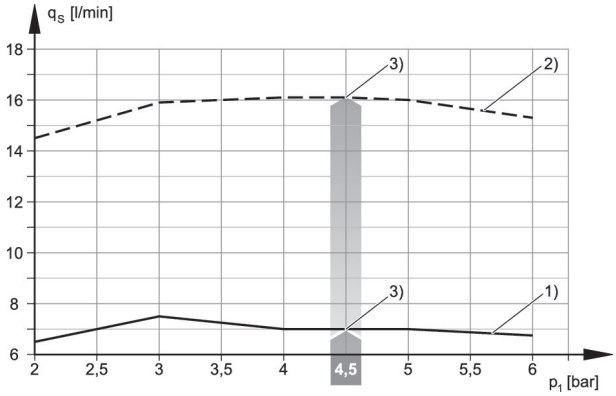

1) = Ø nozzle 0.5 mm 2) = Ø nozzle 0.7 mm
3) optimum working pressure

Vacuum p2 depending on working pressure p1

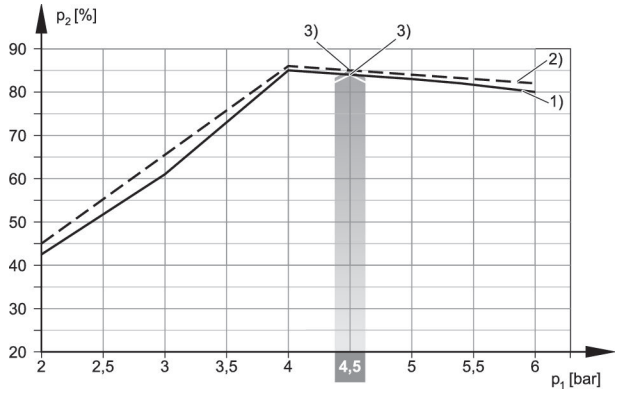

1) = Ø nozzle 0.5 mm 2) = Ø nozzle 0.7 mm
3) optimum working pressure

Mounting strip, Series EBS

For series: EBS-PT/-ET
Min. ambient temperature: 0 °C
Max. ambient temperature: 50 °C

Delivery unit [piece]	Weight [kg]	Material	Part No.
5	0.015	Polyoxymeth-ylene	R412007595

Dimensions

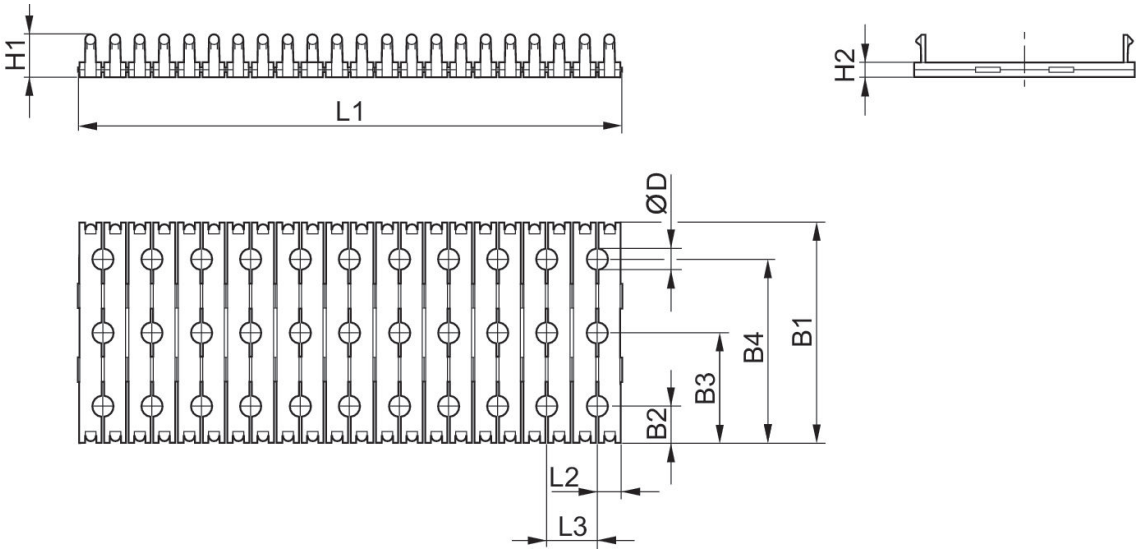

Part No.	B1	B2	B3	B4	Ø D	H1	H2	L1	L2
R412007595	45	7.5	22.5	37.5	4.2	8.6	3	110	4.7

Part No.	L3
R412007595	10

Valve plug connector, series CON-VP

Electrical connection 1, type: Socket
Electrical connection 1, number of poles: 2-pin



Operational voltage	Shielding	Electrical connection 1, type	Electrical connection 1, thread size	Electrical connection 2, type	Cable length [m]	Cable-Ø [mm]	Wire cross-section [mm²]	Min. ambient temperature [°C]	Max. ambient temperature [°C]	Part No.
36 V DC / 30 V AC	unshielded	Socket	RJ	open cable ends	3	4	0.25	0	50	1834484253

Dimensions

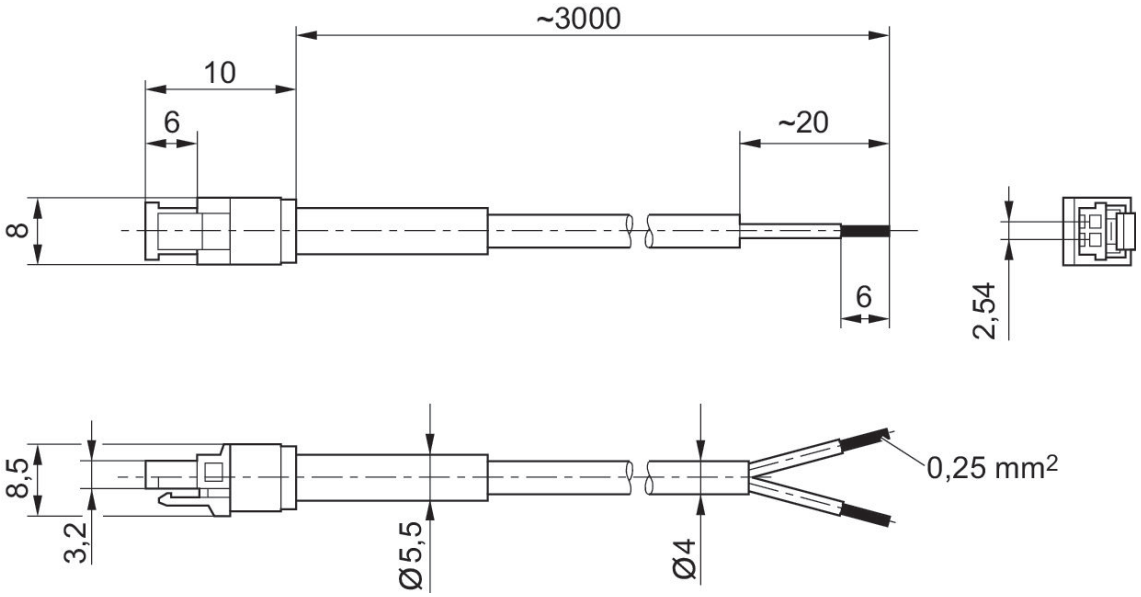

Round plug connector, Series CON-RD, open cable ends, straight, 4-pin

Electrical connection 1, type: Socket
Electrical connection 1, thread size: M8x1
Electrical connection 1, number of poles: 4-pin
Min. ambient temperature: -40 °C
Max. ambient temperature: 85 °C

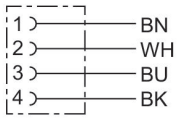

Operational voltage	Current [A]	Shielding	Electrical connection 1, type	Electrical connection 1, thread size	Electrical connection 1, coding	Electrical connection 2, type	Cable length [m]	Cable-Ø [mm]	Wire cross-section [mm²]	Min. ambient temperature [°C]	Max. ambient temperature [°C]	Part No.
48 V AC/DC	4	unshielded	Socket	M8x1	A-coded	open cable ends	3	4.5	0.25	-40	85	1834484144
48 V AC/DC	4	unshielded	Socket	M8x1	A-coded	open cable ends	5	4.5	0.25	-40	85	1834484146

Dimensions

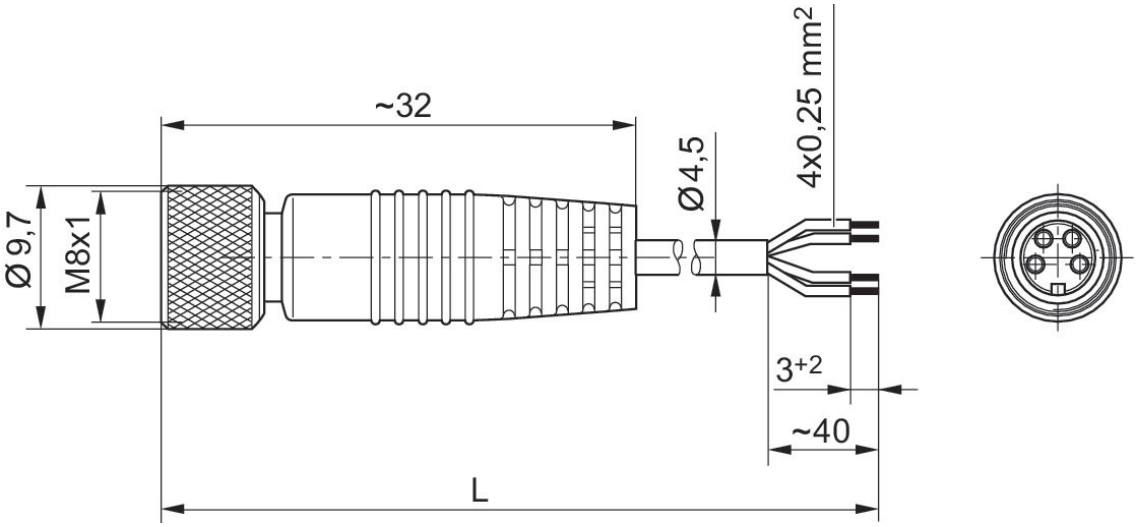

L = length

1834484144, 1834484146

Pin assignment, socket

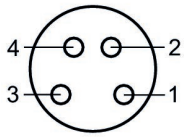

(1) BN=brown (2) WH=white 3) BU=blue (4) BK=black

Silencers, Series EBS

Compressed air connection type: External thread
Silencer material: Polyethylene
Min. ambient temperature: 0 °C
Max. ambient temperature: 50 °C
Min. working pressure: 0 bar
Max. working pressure: 6 bar



G	Delivery unit [piece]	Weight [kg]	Part No.
M5	5	0.001	R412007592
G 1/8	5	0.005	R412007593
G 3/8	5	0.014	R412007594

Dimensions

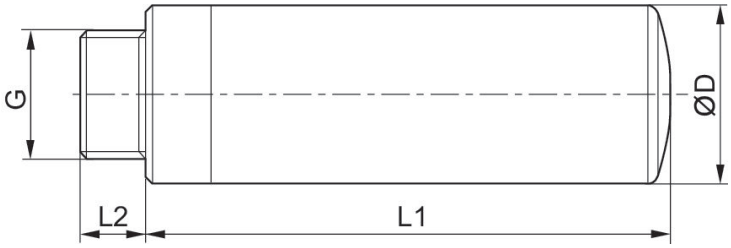

Part No.	Port G	L1	L2	Ø D
R412007592	M5	24	4	9
R412007593	G 1/8	40	5	13,6
R412007594	G 3/8	76	9	20

Efficient pneumatic solutions, our program: cylinders and drives, valves and valve systems, air supply management, proportional pressure control valves

Visit us: **www.Emerson.com/aventics**
Your local contact: **Emerson.com/contactus**

Emerson.com
Facebook.com/EmersonAutomationSolutions
LinkedIn.com/company/Emerson-Automation-Solutions
Twitter.com/EMR_Automation

The Emerson logo is a trademark and service mark of Emerson Electric Co. AVENTICS is a registered trademark of one of the Emerson family of companies. All other trademarks are the property of their respective owners. © 2020 Emerson Electric Co. All rights reserved.

EMERSON.

CONSIDER IT SOLVED™