Guide unit GU1, Series CG1

0821401025

AVENTICS Guide units



Technical data

Industry	Industrial
Piston Ø	40 mm
Stroke	320 mm
Bearing type	Plain bearing
For standard cylinders	ISO 15552
Min. ambient temperature	-20 °C
Max. ambient temperature	80 °C
Weight 0 mm stroke	0.946 kg
Weight +10 mm stroke	0.0176 kg

Material

Bearing housings	Aluminum
Surface bearing housing	colorless anodized
Bearing type	Sintered bronze
Carrying plate	Aluminum
Surface carrying plate	colorless anodized
Material flexible coupling in carrying plate	Stainless Steel
Material guide rods	Hardened heat-treated steel
Surface guide rods	ground

Guide unit GU1, Series CG1

0821401025

Part No.	0821401025

Dimensions

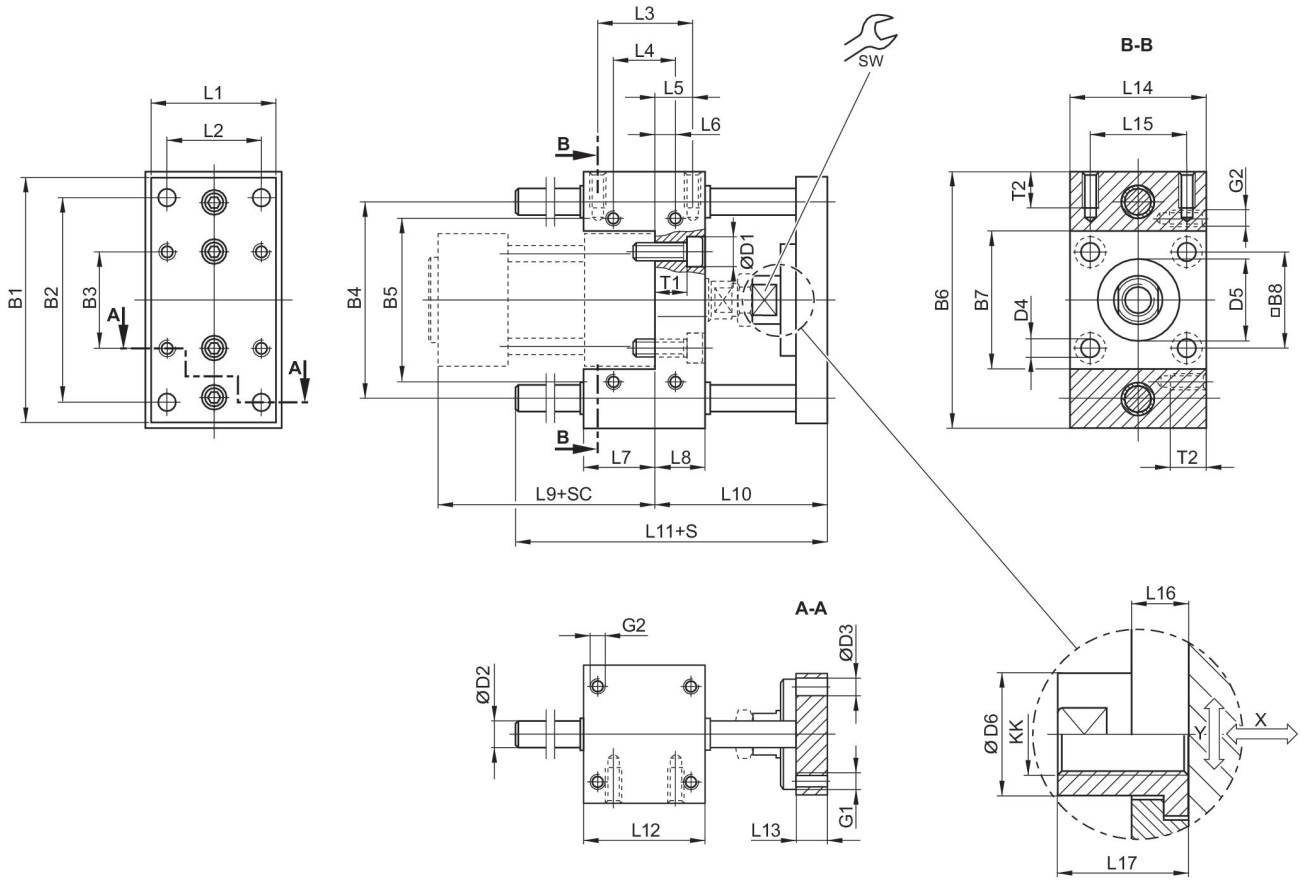

S = stroke
SC = cylinder stroke
X = max. play (axial)
Y = min. play (radial)

Piston Ø	B1	B2	B3	B4	B5	B6	B7	B8	D1	D2
32	90	78	32.5	74	58	100	48	32.5	11	10
40	100	84	38	80	64	106	54	38	11	12
50	120	100	46.5	96	80	125	66	46.5	15	12
63	125	105	56.5	104	95	132	76	56.5	15	12
80	155	130	72	130	130	165	98	72	18	16
100	175	150	89	150	150	185	118	89	18	16

Piston Ø	D3	D4	D5	D6	G1	G2	KK	L1	L2	L3
32	6.6	6.6	30 M8	18	M6	M6	M10x1,25	45	32.5	32.5
40	6.6	6.6	35 M8	18	M6	M6	M12x1,25	50	38	38
50	9	9	40 M8	24	M8	M8	M16x1,5	60	46.5	46.5
63	9	9	45 M8	24	M8	M8	M16x1,5	70	56.5	56.5
80	11	11	45 M8	30	M10	M10	M20x1,5	90	72	72
100	11	11	55 M8	30	M10	M10	M20x1,5	110	89	89

Piston Ø	L4	L5	L6	L7	L8	L9	L10	L11	L12	L13
32	32.5	9.25	9.25	31	17	94	69	106	48	12
40	38	11	11	37	21	105	74	117	58	12
50	46.5	18.75	18.75	34	25	106	89	129	59	15
63	56.5	15.25	15.25	51	25	121	89	146	76	15
80	50	25	14	56	34	128	106	170	90	16
100	70	28.5	19	71	39	138	111	190	110	16

Piston Ø	L14	L15	L16	L17	SW	T1	T2
32	48	32.5	14	22	15	10	14
40	56	38	14	22	15	14	14
50	66	46.5	14	26	22	16	16
63	76	56.5	14	26	22	16	16
80	98	72	14	32	27	24	20
100	118	89	14	32	27	29	20

Useful load

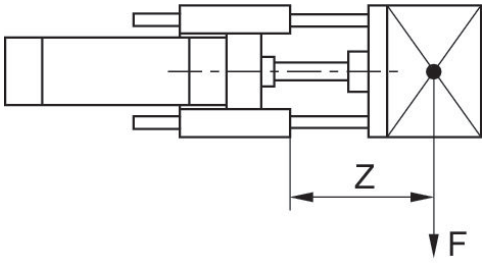

F = Useful load, Z = Projection

Useful load

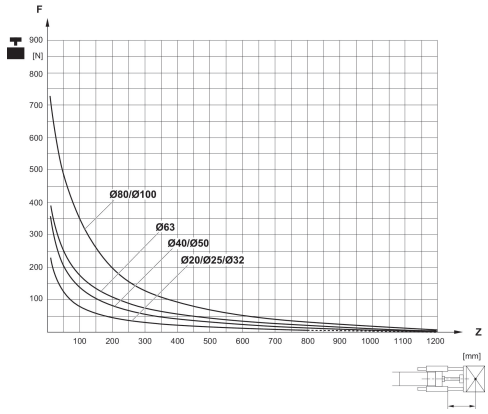

F = Useful load, Z = Projection