2/2-directional valve, Series AP

0820404020

Series AP Directional valves

The AVENTICS Series AP offers a wide range of poppet valves with aluminium housing. With many actuation control versions available (roller, lever, pedal, push-button or plunger) the AP Series is the universal solution for automation systems and panel installation.

- Light and robust valves
- Various mechanical actuating controls
- panel installation



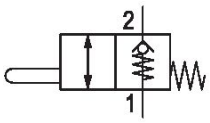

Technical data

Industry	Industrial
Activation	Mechanical
Valve type	Poppet valve
Switching principle	2/2, with spring return
Plate connection	Pipe connection
Actuating element	Plunger

Compressed air connection type	Internal thread
Compressed air connection input	G 1/8
Compressed air connection output	G 1/8
Nominal flow Qn	350 l/min
Min. working pressure	0 bar
Max. working pressure	10 bar
Min. ambient temperature	-30 °C
Max. ambient temperature	80 °C
Min. medium temperature	-30 °C
Max. medium temperature	80 °C
Medium	Compressed air
Min. oil content of compressed air	0 mg/m³

Max. oil content of compressed air	5 mg/m³
Max. particle size	5 µm
Weight	0.065 kg

Material

Housing material	Aluminum
Seal material	Acrylonitrile butadiene rubber
Material actuating control	Brass
Part No.	0820404020

Technical information

The min. control pressure must be adhered to, since otherwise faulty switching and valve failure may result!

The pressure dew point must be at least 15 °C less than ambient and medium temperature and may not exceed 3 °C.

The oil content of compressed air must remain constant during the life cycle.

Use only the approved oils from AVENTICS. Further information can be found in the “Technical information” document (available in https://www.emerson.com/en-us/support).

Nominal flow Qn at 6 bar and Δp = 1 bar

Dimensions in mm

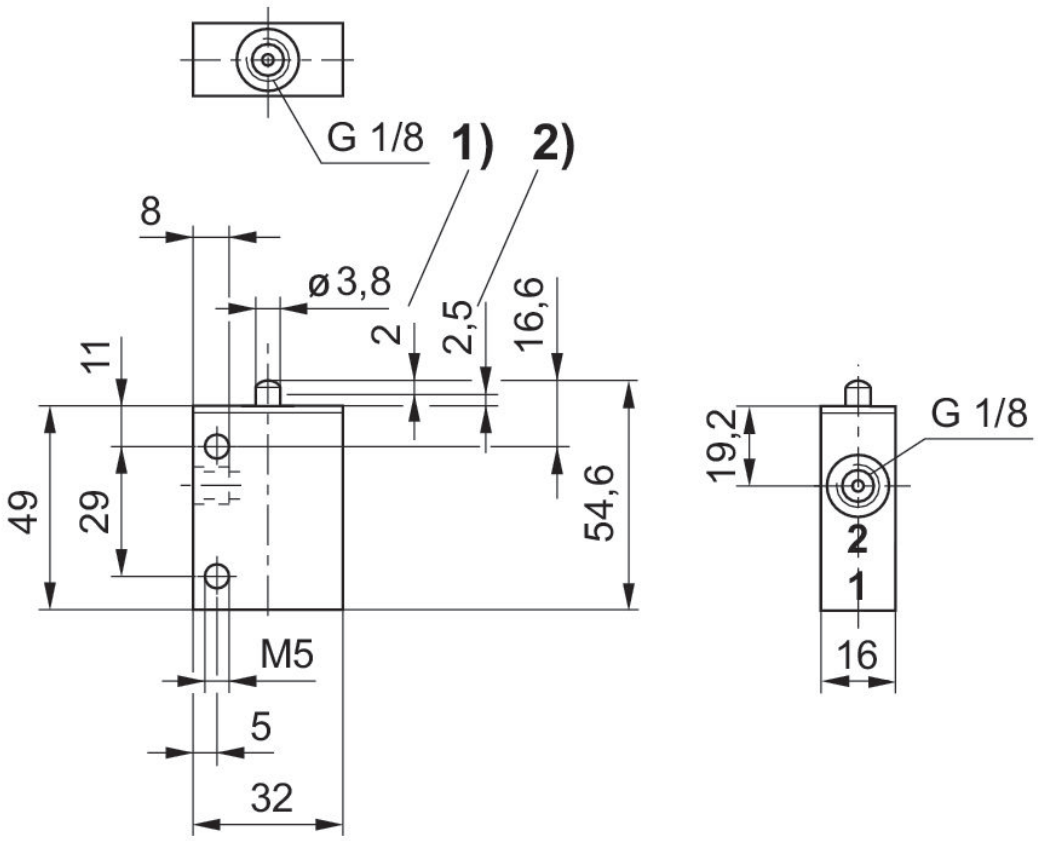

1) Actuating stroke
2) Overstroke
Dimensions of basic valve apply to all types of actuation.

Actuating force+

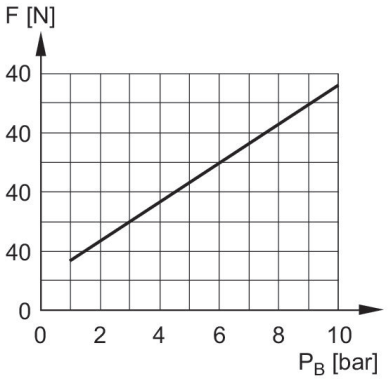

F = actuating force
P_B = Working pressure